

24ABB3 Base™ 13 Air Conditioner with Puron® Refrigerant



Turn to the Experts™

Product Data



Carrier's Air Conditioners with Puron® refrigerant provide a collection of features unmatched by any other family of equipment. The 24ABB has been designed utilizing Carrier's Puron refrigerant. The environmentally sound refrigerant allows you to make a responsible decision in the protection of the earth's ozone layer.

As an Energy Star® Partner, Carrier Corporation has determined that this product meets the Energy Star® guidelines for energy efficiency. Refer to the combination ratings in the Product Data for system combinations that meet Energy Star® guidelines.

NOTE: Ratings contained in this document are subject to change at any time. Always refer to the AHRI directory (www.ahridirectory.org) for the most up-to-date ratings information.

INDUSTRY LEADING FEATURES / BENEFITS

Efficiency

- 13.0 - 13.2 SEER/10.8- 11.0 EER (based on tested combinations)
- Microtube Technology™ refrigeration system
- Indoor air quality accessories available

Sound

- Sound level as low as 75 dBA
- Sound level as low as 74 dBA with accessory sound blanket

Comfort

- System supports Edge® Thermidistat™ or standard thermostat controls

Reliability

- Puron® refrigerant - environmentally sound, won't deplete the ozone layer and low lifetime service cost.
- Scroll compressor
- Internal pressure relief valve
- Internal thermal overload
- Filter drier
- Balanced refrigeration system for maximum reliability

Durability

WeatherArmor™ protection package:

- Solid, durable sheet metal construction
- Dense wire coil guard available (3-phase units come standard with dense wire coil guard)
- Baked-on, complete outer coverage, powder paint

Applications

- Long-line - up to 250 feet (76.20 m) total equivalent length, up to 200 feet (60.96 m) condenser above evaporator, or up to 80 ft. (24.38 m) evaporator above condenser (See Longline Guide for more information.)
- Low ambient (down to -20°F/-28.9°C) with accessory kit

MODEL NUMBER NOMENCLATURE

1	2	3	4	5	6	7	8	9	10	11	12	13
N	N	A	A	A/N	N	N	N	A/N	A/N	A/N	N	N
2	4	A	B	B	3	3	6	A	0	0	3	0
Product Series	Product Family	Tier	Major Series	SEER	Cooling Capacity	Variations	Open	Open	Open	Voltage	Series	
24=AC	A=RES AC	B=Base	B=Puron	3=13 SEER	1,000 Btuh (nominal)	A=Dense Grille W=Wide Grille	0=Not Defined	0=Not Defined	0=Not Defined	3=208/230-1 5=208/230-3 6=460/3 1 = 575/3	0 = Original Series	

24ABB3



This product has been designed and manufactured to meet Energy Star® criteria for energy efficiency when matched with appropriate coil components. However, proper refrigerant charge and proper air flow are critical to achieve rated capacity and efficiency. Installation of this product should follow all manufacturing refrigerant charging and air flow instructions. Failure to confirm proper charge and air flow may reduce energy efficiency and shorten equipment life.

STANDARD FEATURES

Feature	18	24	30	36	42	48	60
Puron Refrigerant	X	X	X	X	X	X	X
Maximum SEER	14.50	14.25	15.0	14.0	14.0	14.0	13.5
Scroll Compressor	X	X	X	X	X	X	X
Field Installed Filter Drier	X	X	X	X	X	X	X
Front Seating Service Valves	X	X	X	X	X	X	X
Internal Pressure Relief Valve	X	X	X	X	X	X	X
Internal Thermal Overload	X	X	X	X	X	X	X
Long Line capability	X	X	X	X	X	X	X
Low Ambient capability with Kit	X	X	X	X	X	X	X
Dense Grille (standard on 3-Phase only)			X	X	X	X	X

X = Standard

PHYSICAL DATA

UNIT SIZE SERIES	18-31	24-31	30-31,51	36-31,51,61	42-30,50,60	48-31,51,61,11	60-32	60-52,62,12
Operating Weight lb (kg)	107 (48.5)	110 (50.0)	111 (50.3)	141 (64.0)	190 (86.2)	186 (84.4)	190 (86.2)	215 (97.5)
Shipping Weight lb (kg)	130 (60.0)	134 (60.8)	136 (61.7)	170 (77.1)	218 (98.9)	224 (101.6)	226 (102.5)	250 (113.4)
Compressor Type	Scroll							
REFRIGERANT	Puron® (R-410A)							
Control	TXV (Puron® Hard Shutoff)							
Charge lb (kg)	3.50 (1.6)	3.80 (1.7)	4.10 (1.9)	5.34 (2.4)	5.84 (2.7)	7.00 (3.2)	8.19 (3.7)	8.00 (3.6)
COND FAN	Propeller Type, Direct Drive							
Air Discharge	Vertical							
Air Qty (CFM)	1792	2218	2218	2954	3167	3365	3365	3365
Motor HP	1/12	1/10	1/10	1/4	1/5	1/4	1/4	1/4
Motor RPM	1100	1100	1100	1100	1100	1100	800	1100
COND COIL								
Face Area (Sq ft)	8.40	8.40	9.80	13.13	17.25	19.40	12.93	15.09
Fins per In.	20	25	25	25	25	25	20	20
Rows	1	1	1	1	1	1	2	2
Circuits	3	3	3	3	4	5	5	6
VALVE CONNECT. (In. ID)								
Vapor	3/4	3/4	3/4	7/8	7/8	7/8	7/8	7/8
Liquid	3/8	3/8	3/8	3/8	3/8	3/8	3/8	3/8
REFRIGERANT TUBES* (In. OD)								
Rated Vapor*	3/4			7/8			1-1/8	
Max Liquid Line†	3/8							

* Units are rated with 25 ft (7.6 m) of lineset length. See Vapor Line Sizing and Cooling Capacity Loss table when using other sizes and lengths of lineset.

Note: See unit Installation Instruction for proper installation.

† See *Liquid Line Sizing For Cooling Only Systems with Puron Refrigerant* tables.

24ABB3

REFRIGERANT PIPING LENGTH LIMITATIONS

Liquid Line Sizing and Maximum Total Equivalent Lengths† for Cooling Only Systems with Puron® Refrigerant:

The maximum allowable length of a residential split system depends on the liquid line diameter and vertical separation between indoor and outdoor units.

See Table below for liquid line sizing and maximum lengths :

Maximum Total Equivalent Length Outdoor Unit BELOW Indoor Unit

Size	Liquid Line Connection	Liquid Line Diam. w/ TXV	AC with Puron Refrigerant Maximum Total Equivalent Length†: Outdoor unit BELOW Indoor Vertical Separation ft (m)								
			0-5 (0-1.5)	6-10 (1.8-3.0)	11-20 (3.4-6.1)	21-30 (6.4-9.1)	31-40 (9.4-12.2)	41-50 (12.5-15.2)	51-60 (15.5-18.3)	61-70 (18.6-21.3)	71-80 (21.6-24.4)
018 AC with Puron	3/8	1/4	150	150	125	100	100	75	--	--	--
		5/16	250*	250*	250*	250*	250*	250*	250*	225*	150
		3/8	250*	250*	250*	250*	250*	250*	250*	250*	250*
024 AC with Puron	3/8	1/4	75	75	75	50	50	--	--	--	--
		5/16	250*	250*	250*	250*	250*	225*	175	125	100
		3/8	250*	250*	250*	250*	250*	250*	250*	250*	250*
030 AC with Puron	3/8	1/4	30	--	--	--	--	--	--	--	--
		5/16	175	225*	200	175	125	100	75	--	--
		3/8	250*	250*	250*	250*	250*	250*	250*	250*	250*
036 AC with Puron	3/8	5/16	175	150	150	100	100	100	75	--	--
		3/8	250*	250*	250*	250*	250*	250*	250*	250*	250*
042 AC with Puron	3/8	5/16	125	100	100	75	75	50	--	--	--
		3/8	250*	250*	250*	250*	250*	250*	250*	250*	150
048 AC with Puron	3/8	3/8	250*	250*	250*	250*	250*	250*	230	160	--
060 AC with Puron	3/8	3/8	250*	250*	250*	225*	190	150	110	--	--

* Maximum actual length not to exceed 200 ft (61 m)

† Total equivalent length accounts for losses due to elbows or fitting. See the Long Line Guideline for details.

-- = outside acceptable range

Maximum Total Equivalent Length Outdoor Unit ABOVE Indoor Unit

Size	Liquid Line Connection	Liquid Line Diam. w/ TXV	AC with Puron Refrigerant Maximum Total Equivalent Length†: Outdoor unit ABOVE Indoor Vertical Separation ft (m)							
			25 (7.6)	26-50 (7.9-15.2)	51-75 (15.5-22.9)	76-100 (23.2-30.5)	101-125 (30.8-38.1)	126-150 (38.4-45.7)	151-175 (46.0-53.3)	176-200 (53.6-61.0)
018 AC with Puron	3/8	1/4	175	250*	250*	250*	250*	250*	250*	250*
		5/16	250*	250*	250*	250*	250*	250*	250*	250*
		3/8	250*	250*	250*	250*	250*	250*	250*	250*
024 AC with Puron	3/8	1/4	100	125	175	200	225*	250*	250*	250*
		5/16	250*	250*	250*	250*	250*	250*	250*	250*
		3/8	250*	250*	250*	250*	250*	250*	250*	250*
030 AC with Puron	3/8	1/4	30	--	--	--	--	--	--	--
		5/16	250*	250*	250*	250*	250*	250*	250*	250*
		3/8	250*	250*	250*	250*	250*	250*	250*	250*
036 AC with Puron	3/8	5/16	225*	250*	250*	250*	250*	250*	250*	250*
		3/8	250*	250*	250*	250*	250*	250*	250*	250*
042 AC with Puron	3/8	5/16	175	200	250*	250*	250*	250*	250*	250*
		3/8	250*	250*	250*	250*	250*	250*	250*	250*
048 AC with Puron	3/8	3/8	250*	250*	250*	250*	250*	250*	250*	250*
060 AC with Puron	3/8	3/8	250*	250*	250*	250*	250*	250*	250*	250*

* Maximum actual length not to exceed 200 ft (61 m)

† Total equivalent length accounts for losses due to elbows or fitting. See the Long Line Guideline for details.

-- = outside acceptable range

24ABB3

REFRIGERANT CHARGE ADJUSTMENTS

Liquid Line Size	Puron Charge oz/ft (g/m)
3/8	0.60 (17.74) (Factory charge for lineset = 9 oz / 266.16 g)
5/16	0.40 (11.83)
1/4	0.27 (7.98)

Units are factory charged for 15 ft (4.6 m) of 3/8" liquid line. The factory charge for 3/8" lineset 9 oz. When using other length or diameter liquid lines, charge adjustments are required per the chart above.

Charging Formula:

$[(\text{Lineset oz/ft} \times \text{total length}) - (\text{factory charge for lineset})] = \text{charge adjustment}$

Example 1: System has 15 ft of line set using existing 1/4" liquid line. What charge adjustment is required?

Formula: $(.27 \text{ oz/ft} \times 15\text{ft}) - (9 \text{ oz}) = (-4.95) \text{ oz.}$

Net result is to remove 4.95 oz of refrigerant from the system

Example 2: System has 45 ft of existing 5/16" liquid line. What is the charge adjustment?

Formula: $(.40 \text{ oz/ft.} \times 45\text{ft}) - (9 \text{ oz.}) = 9 \text{ oz.}$

Net result is to add 9 oz of refrigerant to the system

LONG LINE APPLICATIONS

An application is considered Long Line, when the refrigerant level in the system requires the use of accessories to maintain acceptable refrigerant management for systems reliability. See Accessory Usage Guideline table for required accessories. Defining a system as long line depends on the liquid line diameter, actual length of the tubing, and vertical separation between the indoor and outdoor units.

For Air Conditioner systems, the chart below shows when an application is considered Long Line.

AC WITH PURON® REFRIGERANT LONG LINE DESCRIPTION ft (m) Beyond these lengths, long line accessories are required

Liquid Line Size	Units On Same Level	Outdoor Below Indoor	Outdoor Above Indoor
1/4	No accessories needed within allowed lengths	No accessories needed within allowed lengths	175 (53.3)
5/16	120 (36.6)	50 (15.2) vertical or 120 (36.6) total	120 (36.6)
3/8	80 (24.4)	35 (10.7) vertical or 80 (24.4) total	80 (24.4)

Note: See Long Line Guideline for details

VAPOR LINE SIZING AND COOLING CAPACITY LOSS

Acceptable vapor line diameters provide adequate oil return to the compressor while avoiding excessive capacity loss. The suction line diameters shown in the chart below are acceptable for AC systems with Puron refrigerant:

Vapor Line Sizing and Cooling Capacity Losses — Puron® Refrigerant 1-Stage Air Conditioner Applications

Unit Nominal Size (Btuh)	Maximum Liquid Line Diameters (In. OD)	Vapor Line Diameters (In. OD)	Cooling Capacity Loss (%)								
			Total Equivalent Line Length ft. (m)								
			26-50 (7.9-15.2)	51-80 (15.5-24.4)	81-100 (24.7-30.5)	101-125 (30.8-38.1)	126-150 (38.4-45.7)	151-175 (46.0-53.3)	176-200 (53.6-61.0)	201-225 (61.3-68.6)	226-250 (68.9-76.2)
018 1 Stage AC with Puron	3/8	1/2	1	2	3	5	6	7	8	9	11
		5/8	0	1	1	1	2	2	2	3	3
		3/4	0	0	0	0	1	1	1	1	1
024 1 Stage AC with Puron	3/8	5/8	0	1	2	2	3	3	4	5	5
		3/4	0	0	1	1	1	1	1	2	2
		7/8	0	0	0	0	0	1	1	1	1
030 1 Stage AC with Puron	3/8	5/8	1	2	3	3	4	5	6	7	8
		3/4	0	0	1	1	1	2	2	2	3
		7/8	0	0	0	0	1	1	1	1	1
036 1 Stage AC with Puron	3/8	5/8	1	2	4	5	6	8	9	10	12
		3/4	0	1	1	2	2	3	3	4	4
		7/8	0	0	0	1	1	1	1	2	2
042 1 Stage AC with Puron	3/8	3/4	0	1	2	2	3	4	4	5	6
		7/8	0	0	1	1	1	2	2	2	3
		1 1/8	0	0	0	0	0	0	0	0	0
048 1 Stage AC with Puron	3/8	3/4	0	1	2	3	4	5	5	6	7
		7/8	0	0	1	1	2	2	2	3	3
		1 1/8	0	0	0	0	0	0	0	1	1
060 1 Stage AC with Puron	3/8	3/4	1	2	4	5	6	7	9	10	11
		7/8	0	1	2	2	3	4	4	5	5
		1 1/8	0	0	0	1	1	1	1	1	1

Applications in this area may be long line and may have height restrictions. See the Residential Piping and Long Line Guideline.

24ABB3

ACCESSORY THERMOSTATS

THERMOSTAT / SUBBASE PKG.	DESCRIPTION
TP-PRH01-A	Programmable Thermostat
TP-NRH01-A	Non-programmable Thermostat
TP-PAC01	Performance Series Programmable AC Stat
TP-NAC01	Performance Series Non-programmable AC Stat
TC-PAC01	Comfort Series Programmable AC Stat
TC-NAC01	Comfort Series Non-programmable AC Stat
TB-PAC01	Base Series Programmable AC Stat
TB-NAC01	Base Series Non-programmable AC Stat
TSTATCCSEN01-B	Outdoor Air Temperature Sensor
TSTATXXBBP01	Backplate for Builder's Thermostat
TSTATXXNBP01	Backplate for Non-Programmable Thermostat
TSTATXXBP01	Backplate for Programmable Thermostat
TSTATXXCNV10	Thermostat Conversion Kit (4 to 5 wires) - 10 Pack

ACCESSORY USAGE GUIDELINE

ACCESSORY	REQUIRED FOR LOW-AMBIENT COOLING APPLICATIONS (Below 55°F/12.8°C)	REQUIRED FOR LONG LINE APPLICATIONS*	REQUIRED FOR SEA COAST APPLICATIONS (Within 2 miles/3.22 km)
Ball Bearing Fan Motor	Yes†	No	No
Compressor Start Assist Capacitor and Relay	Yes	Yes	No
Crankcase Heater	Yes	Yes	No
Evaporator Freeze Thermostat	Yes	No	No
Hard Shut-Off TXV	Yes	Yes	Yes
Liquid Line Solenoid Valve	No	No	No
Motor Master® Control or Low-ambient Pressure Switch	Yes	No	No
Support Feet	Recommended	No	Recommended
Winter Start Control	Yes #	No	No

* For tubing set lengths between 80 and 200 ft. (24.38 and 60.96 m) horizontal or 35 ft. (10.7 m) vertical differential (total equivalent length), refer to the Residential Split-System Longline Application Guideline.

† Required for Low-Ambient Controller (full modulation feature) MotorMaster® Control.

Required if Low Pressure Switch is factory or field installed.

Accessory Description and Usage (Listed Alphabetically)

1. Ball-Bearing Fan Motor

A fan motor with ball bearings which permits speed reduction while maintaining bearing lubrication.

Usage Guideline:

Required on all units when MotorMaster® is used.

2. Compressor Start Assist - Capacitor and Relay

Start capacitor and relay gives a "hard" boost to compressor motor at each start up.

Usage Guideline:

Required for reciprocating compressors in the following applications:

- Long line
- Low ambient cooling
- Hard shut off expansion valve on indoor coil
- Liquid line solenoid on indoor coil

Required for single-phase scroll compressors in the following applications:

- Long line
- Low ambient cooling

Suggested for all compressors in areas with a history of low voltage problems.

3. Compressor Start Assist — PTC Type

Solid state electrical device which gives a "soft" boost to the compressor at each start-up.

Usage Guideline:

Suggested in installations with marginal power supply.

4. Crankcase Heater

An electric resistance heater which mounts to the base of the compressor to keep the lubricant warm during off cycles. Improves compressor lubrication on restart and minimizes the chance of liquid slugging.

Usage Guideline:

- Required in low ambient cooling applications.
- Required in long line applications.
- Suggested in all commercial applications.

5. Cycle Protector

The cycle protector is designed to prevent compressor short cycling. This control provides an approximate 5-minute delay after power to the compressor has been interrupted for any reason, including power outage, protector control trip, thermostat jiggling, or normal cycling.

Accessory Description and Usage (Listed Alphabetically) (Continued)

6. Evaporator Freeze Thermostat

An SPST temperature-actuated switch that stops unit operation when evaporator reaches freeze-up conditions.

Usage Guideline:

Required when low ambient kit has been added.

7. Low-Ambient Pressure Switch Kit

A long life pressure switch which is mounted to outdoor unit service valve. It is designed to cycle the outdoor fan motor in order to maintain head pressure within normal operating limits (approximately 100 psig to 225 psig). The control will maintain working head pressure at low-ambient temperatures down to 0°F (-18°C) when properly installed.

Usage Guideline:

A Low-Ambient Pressure Switch or MotorMaster® Low-Ambient Controller must be used when cooling operation is used at outdoor temperatures below 55°F (12.8°C).

8. MotorMaster® Low-Ambient Controller

A fan-speed control device activated by a temperature sensor, designed to control condenser fan motor speed in response to the saturated, condensing temperature during operation in cooling mode only. For outdoor temperatures down to -20°F (-28.9°C), it maintains condensing temperature at 100°F ±10°F (37.8°C ± 5.5°C).

Usage Guideline:

A MotorMaster® Low Ambient Controller or Low-Ambient Pressure Switch must be used when cooling operation is used at outdoor temperatures below 55°F (12.8°C).

Suggested for all commercial applications.

9. Outdoor Air Temperature Sensor

Designed for use with Carrier Thermostats listed in this publication. This device enables the thermostat to display the outdoor temperature. This device also is required to enable special thermostat features such as auxiliary heat lock out.

Usage Guideline:

Suggested for all Carrier thermostats listed in this publication.

10. Sound Hood

Wraparound sound reducing cover for the compressor. Reduces the sound level by about 2 dBA.

Usage Guideline:

Suggested when unit is installed closer than 15 ft (4.57 m) to quiet areas, bedrooms, etc.

Suggested when unit is installed between two houses less than 10 ft (3.05 m) apart.

11. Support Feet

Four stick-on plastic feet that raise the unit 4 in. (101.6 mm) above the mounting pad. This allows sand, dirt, and other debris to be flushed from the unit base, minimizing corrosion.

Usage Guideline:

Suggested in the following applications:

Coastal installations.

Windy areas or where debris is normally circulating.

Rooftop installations.

For improved sound ratings.

12. Thermostatic Expansion Valve (TXV)

A modulating flow-control valve which meters refrigerant liquid flow rate into the evaporator in response to the superheat of the refrigerant gas leaving the evaporator.

Kit includes valve, adapter tubes, and external equalizer tube. Hard shut off types are available.

NOTE: When using a hard shut off TXV with single phase reciprocating compressors, a Compressor Start Assist Capacitor and Relay is required.

Usage Guideline:

Required to achieve ARI ratings in certain equipment combinations. Refer to combination ratings.

Hard shut off TXV or LLS required in air conditioner long line applications.

Required for use on all zoning systems.

13. Time-Delay Relay

An SPST delay relay which briefly continues operation of indoor blower motor to provide additional cooling after the compressor cycles off.

NOTE: Most indoor unit controls include this feature. For those that do not, use the guideline below.

Usage Guideline:

For improved efficiency ratings for certain combinations of indoor and outdoor units. Refer to ARI Unitary Directory.

14. Winter Start Control

This control is designed to alleviate nuisance opening of the low-pressure switch by bypassing it for the first 3 minutes of operation.

ELECTRICAL DATA

UNIT SIZE- VOLTAGE, SERIES	V/PH	OPER VOLTS*		COMPR		FAN	MCA	MIN WIRE SIZE†	MIN WIRE SIZE†	MAX LENGTH ft. (m)‡	MAX LENGTH ft. (m)‡	MAX FUSE** or CKT BRK AMPS
		MAX	MIN	LRA	RLA	FLA		60° C	75° C	60° C	75° C	
		18-31	208/230/1	253	197	48.0		9.0	0.5	11.8	14	
24-31	58.3	13.5				0.77	17.6	14	14	45 (13.7)	43 (13.1)	25
30-31	64.0	12.8				0.77	16.8	14	14	47 (14.3)	45 (13.7)	25
36-31	77.0	15.3				1.4	21.5	12	12	58 (17.7)	55 (16.8)	30
42-30	112.0	17.9				1.1	23.5	12	12	53 (16.2)	51 (15.5)	40
48-31	109.0	19.9				1.4	26.2	10	10	76 (23.2)	73 (22.3)	40
60-32	134.0	26.4				1.2	34.2	8	10	91 (27.7)	56 (17.1)	50
30-51	208/230-3	253	197	58.0	8.3	0.77	11.2	14	14	81 (24.7)	77 (23.5)	20
36-51				71.0	10.5	1.4	14.5	14	14	63 (19.2)	60 (18.3)	20
42-50				88.0	13.5	1.1	18.0	14	14	51 (15.5)	48 (14.6)	30
48-51				83.1	13.1	1.4	17.8	10	10	130 (39.6)	123 (37.5)	30
60-52				110.0	16.0	1.4	21.4	12	12	67 (20.4)	64 (16.5)	30
36-61	460-3	506	414	38.0	5.6	0.7	7.7	14	14	236 (71.9)	225 (68.5)	15
42-60				44.0	6.0	0.6	8.1	14	14	225 (68.5)	214 (65.2)	15
48-61				41.0	6.1	0.7	8.3	14	14	219 (66.8)	208 (63.4)	15
60-62				52.0	7.8	0.7	10.5	14	14	173 (52.7)	165 (50.3)	15
36-11	575-3	532	518	36.5	3.8	0.5	5.3	14	14	343 (104.5)	326 (99.4)	15
48-11				33.0	4.4	0.5	6.0	14	14	303 (92.4)	288 (87.8)	15
60-12				38.9	5.7	0.5	7.6	14	14	239 (72.8)	228 (69.5)	15

* Permissible limits of the voltage range at which the unit will operate satisfactorily

† If wire is applied at ambient greater than 30°C, consult table 310-16 of the NEC (NFPA 70). The ampacity of non-metallic-sheathed cable (NM), trade name ROMEX, shall be that of 60°C conditions, per the NEC (NFPA 70) Article 336-26. If other than uncoated (no-plated), 60 or 75°C insulation, copper wire (solid wire for 10 AWG or smaller, stranded wire for larger than 10 AWG) is used, consult applicable tables of the NEC (NFPA 70).

‡ Length shown is as measured one way along wire path between unit and service panel for voltage drop not to exceed 2%.

** Time-Delay fuse.

- FLA - Full Load Amps
- LRA - Locked Rotor Amps
- MCA - Minimum Circuit Amps
- RLA - Rated Load Amps

NOTE: Control circuit is 24-V on all units and requires external power source. Copper wire must be used from service disconnect to unit. All motors/compressors contain internal overload protection.

Complies with 2007 requirements of ASHRAE Standards 90.1

24ABB3

A-WEIGHTED SOUND POWER LEVEL

UNIT SIZE	STANDARD RATING dBA	TYPICAL OCTAVE BAND SPECTRUM (dBA, without tone adjustment)						
		125	250	500	1000	2000	4000	8000
18-31	72	53.5	59.5	63.5	67.0	63.5	59.0	52.5
24-31	76	55.0	61.5	67.0	71.5	69.0	61.0	55.0
30-31, 51	74	55.0	63.5	68.5	68.5	65.5	61.0	54.0
36-31, 51, 62, 12	75	59.5	63.0	68.5	70.0	65.5	61.5	53.5
42-30, 50, 60	78	57.5	65.0	71.0	73.0	70.5	67.5	62.5
48-31, 51, 62, 12	80	58.5	67.5	73.5	75.0	70.5	67.5	64.5
60-32	78	59.0	67.5	71.5	73.5	69.0	66.0	63.5
60-52, 62, 12	79	59.5	69.5	72.5	73.5	71.0	68.0	63.5

NOTE: Tested in accordance with ARI Standard 270-2008 (not listed in AHRI).

A-WEIGHTED SOUND POWER LEVEL WITH SOUND SHIELD

UNIT SIZE	STANDARD RATING dBA	TYPICAL OCTAVE BAND SPECTRUM (dBA, without tone adjustment)						
		125	250	500	1000	2000	4000	8000
18-31	71	55.5	60.5	64.0	66.0	63.0	58.5	52.0
24-31	74	55.5	60.5	66.5	70.0	67.0	61.0	53.5
30-31, 51	73	55.5	64.0	68.0	67.0	64.0	60.0	52.5
36-31, 51, 62, 12	74	59.5	63.0	68.0	69.5	65.0	60.5	50.5
42-30, 50, 60	77	57.5	65.0	70.5	72.0	70.0	67.0	62.0
48-31, 51, 62, 12	79	60.5	67.5	73.5	74.5	71.0	68.0	63.5
60-32	78	59.0	68.0	70.5	72.5	68.0	67.0	63.0
60-52, 62, 12	78	60.5	69.5	72.5	73.0	71.0	67.5	61.5

NOTE: Tested in accordance with ARI Standard 270-2008 (not listed in AHRI).

CHARGING SUBCOOLING (TXV-TYPE EXPANSION DEVICE)

UNIT SIZE- VOLTAGE & SERIES	REQUIRED SUBCOOLING °F (°C)
18-31	10 (5.6)
24-31	10 (5.6)
30-31, 51	10 (5.6)
36-31, 51, 62, 12	14 (7.8)
42-30, 50, 60	10 (5.6)
48-31, 51, 62, 12	15 (8.3)
60-32	13 (7.2)
60-52, 62, 12	10 (5.6)

24ABB3

DIMENSIONS - ENGLISH

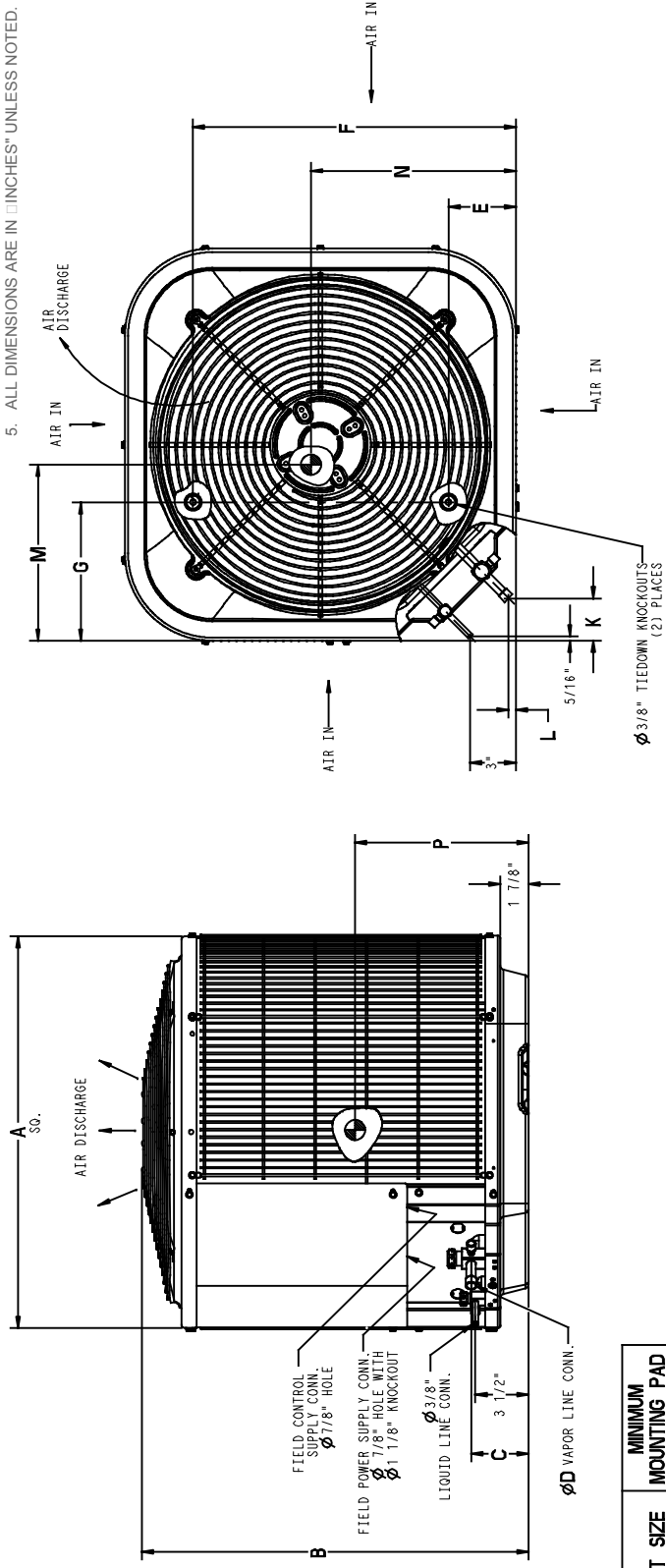
UNIT	SERIES	ELECTRICAL CHARACTERISTICS	A	B	C	D	E	F	G	K	L	M	N	P	OPERATING WEIGHT (lbs)	SHIPPING WEIGHT (lbs)	SHIPPING DIMENSIONS (L x W x H)
24ABB318	1,2	X 0 0	23 1/8"	25 5/16"	3 3/4"	3/4"	4 7/16"	18 1/16"	7 13/16"	2 13/16"	1/2"	16 1/2"	15"	12"	107	130	24 1/4" X 27 3/8" X 33 1/2"
24ABB324	1	X 0 0	23 1/8"	25 5/16"	3 3/4"	3/4"	4 7/16"	18 1/16"	7 13/16"	2 13/16"	1/2"	16 1/2"	15"	12"	110	134	24 1/4" X 27 3/8" X 33 1/2"
24ABB330	1	X 0 X	23 1/8"	28 11/16"	3 3/4"	3/8"	4 7/16"	18 1/16"	7 13/16"	2 13/16"	1/2"	16 1/2"	15"	14"	111	136	24 1/4" X 27 3/8" X 33 1/2"
24ABB336	1	X X X	25 3/4"	32 5/16"	3 7/8"	7/8"	4 7/16"	21 1/4"	9 1/8"	2 15/16"	5/8"	14 1/4"	10 1/2"	16"	141	170	26 7/8" X 30 1/16" X 35 15/16"
24ABB342	0	X 0 X	31 3/16"	32 5/16"	3 7/8"	7/8"	6 9/16"	24 11/16"	9 1/8"	2 15/16"	5/8"	15 3/4"	13 3/4"	13 3/4"	190	218	32 3/8" X 35 1/2" X 35 15/16"
24ABB348	1	X X X	31 3/16"	35 3/4"	3 7/8"	7/8"	6 9/16"	24 11/16"	9 1/8"	2 15/16"	5/8"	16 3/8"	15 3/8"	15 1/4"	186	224	32 3/8" X 35 1/2" X 39 3/8"
24ABB360	1,2	X 0 0	31 3/16"	25 1/2"	3 7/8"	7/8"	6 9/16"	24 11/16"	9 1/8"	2 15/16"	5/8"	14 1/8"	15 3/8"	11 3/8"	190	226	32 3/8" X 35 1/2" X 32 9/16"
24ABB360	2	X X X	31 3/16"	28 15/16"	3 7/8"	7/8"	6 9/16"	24 11/16"	9 1/8"	2 15/16"	5/8"	16"	15 1/2"	12 3/4"	198	230	32 3/8" X 35 1/2" X 32 9/16"

NOTES:

- ALLOW 24" CLEARANCE TO SERVICE END OF UNIT.
48" ABOVE UNIT, 6" ON ONE SIDE, 12" ON REMAINING SIDE,
AND 18" BETWEEN UNITS FOR PROPER AIRFLOW.
- MINIMUM OUTDOOR OPERATING AMBIENT IN COOLING
MODE IS 55°F, MAX. 125°F.
- SERIES DESIGNATION IS THE 13TH POSITION OF THE
UNIT MODEL NUMBER.
- CENTER OF GRAVITY
- ALL DIMENSIONS ARE IN INCHES" UNLESS NOTED.

X = YES
0 = NO

208-230-160	575	208/230-3-60	460-3-60
-------------	-----	--------------	----------



UNIT SIZE	MINIMUM MOUNTING PAD DIMENSIONS
18, 24, 30	23 1/2" X 23 1/2"
36	26" X 26"
48, 60	31 1/2" X 31 1/2"
-	35" X 35"

DIMENSIONS - SI

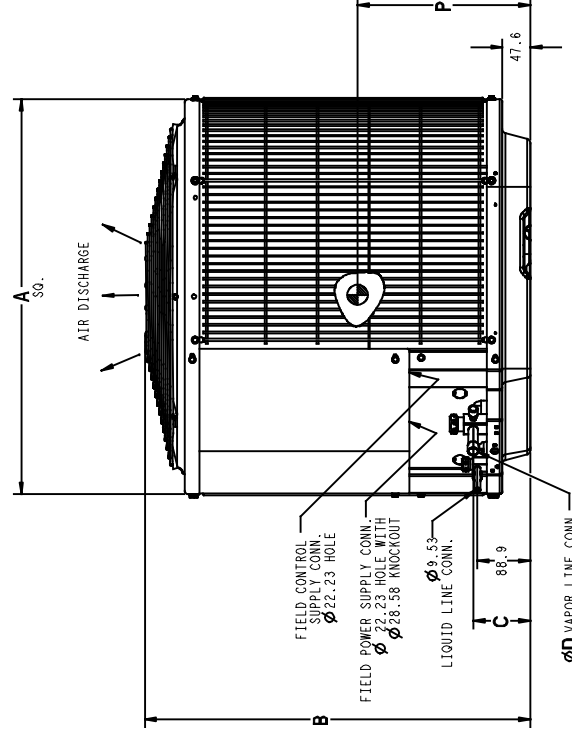
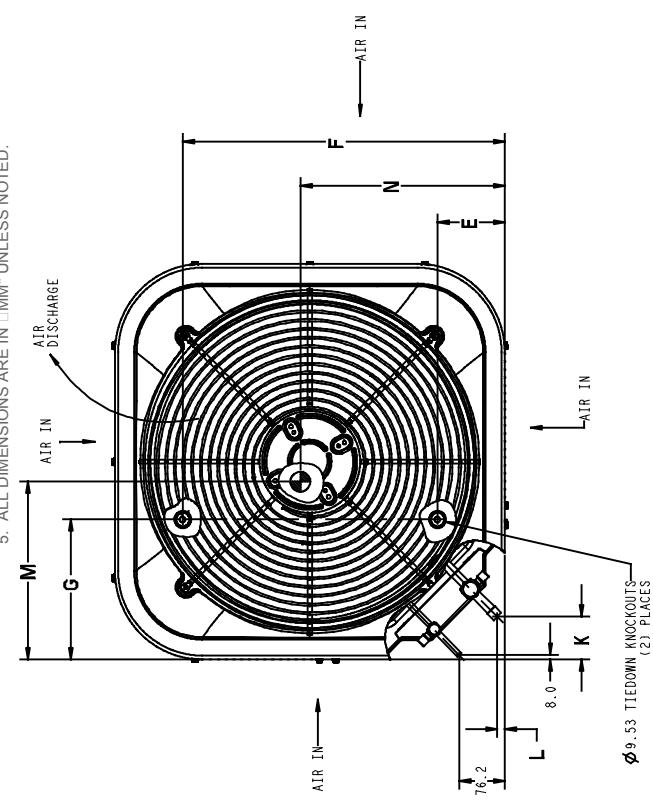
UNIT	SERIES	ELECTRICAL CHARACTERISTICS	A	B	C	D	E	F	G	K	L	M	N	P	OPERATING WEIGHT (Kgs)	SHIPPING WEIGHT (Kgs)	SHIPPING DIMENSIONS (L x W x H)
24ABB318	1,2	X 0 0 0	587.3	643.0	95.2	19.0	112.7	458.8	198.4	71.4	12.7	419.1	381.0	304.8	48.5	59.0	616.0 X 695.3 X 850.9
24ABB324	1	X 0 0 0	587.3	643.0	95.2	19.0	112.7	458.8	198.4	71.4	12.7	419.1	381.0	304.8	49.9	60.8	616.0 X 695.3 X 850.9
24ABB330	1	X 0 X 0	587.3	728.7	95.2	19.0	112.7	458.8	198.4	71.4	12.7	419.1	381.0	355.6	50.3	61.7	616.0 X 695.3 X 850.9
24ABB336	1	X X X X	654.0	820.8	98.4	22.2	112.7	539.8	231.8	74.6	15.9	362.0	266.7	406.4	64.0	71.1	682.6 X 763.6 X 912.8
24ABB342	0	X 0 X X	792.2	820.8	98.4	22.2	166.7	621.1	231.8	74.6	15.9	400.0	412.8	349.2	86.2	98.9	822.3 X 901.7 X 912.8
24ABB348	1	X X X X	792.2	908.0	98.4	22.2	166.7	621.1	231.8	74.6	15.9	415.9	390.5	387.4	84.4	101.6	822.3 X 901.7 X 1000.1
24ABB360	1,2	0 0 0 0	792.2	647.7	98.4	22.2	166.7	621.1	231.8	74.6	15.9	358.8	390.5	288.9	86.2	102.5	822.3 X 901.7 X 827.1
24ABB360	2	0 X X X	792.2	735.0	98.4	22.2	166.7	621.1	231.8	74.6	15.9	406.4	393.7	323.9	89.8	104.3	822.3 X 901.7 X 827.1

208-230-160	575	208/230-360	460-360
-------------	-----	-------------	---------

X = YES
0 = NO

NOTES:

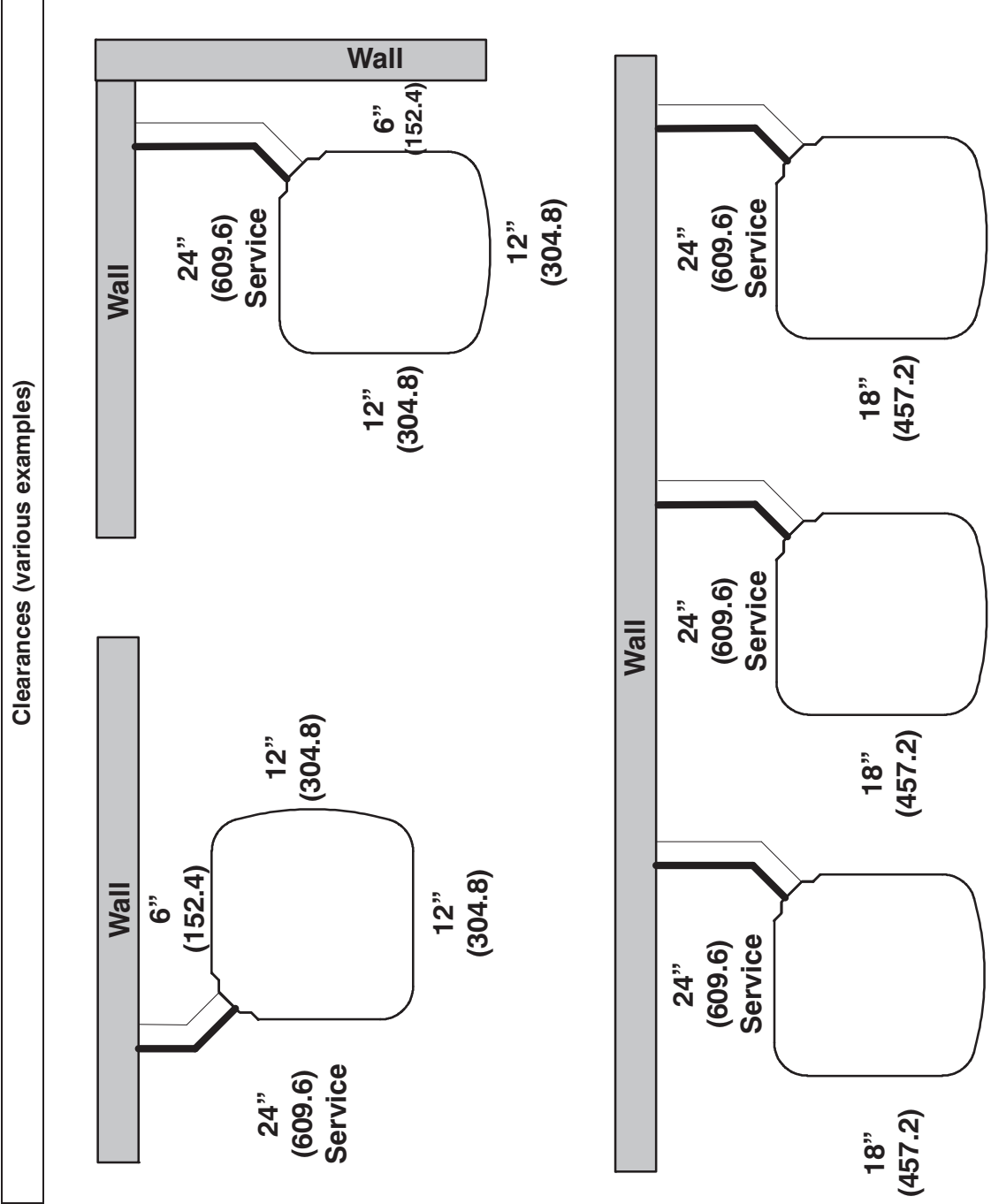
- ALLOW 609.6 CLEARANCE TO SERVICE END OF UNIT.
1219.2 ABOVE UNIT, 152.4 ON ONE SIDE, 304.8 ON REMAINING SIDE, AND 609.6 BETWEEN UNITS FOR PROPER AIRFLOW.
- MINIMUM OUTDOOR OPERATING AMBIENT IN COOLING MODE IS 13°C, MAX. 52°C.
- SERIES DESIGNATION IS THE 13TH POSITION OF THE UNIT MODEL NUMBER.
- CENTER OF GRAVITY
- ALL DIMENSIONS ARE IN \square MM UNLESS NOTED.



UNIT SIZE	MINIMUM MOUNTING PAD DIMENSIONS
18,24,30	596.9 X 596.9
36	660.4 X 660.4
48,60	800.1 X 800.1
-	889.0 X 889.0

24ABB3

CLEARANCES



Note: Numbers in () = mm

IMPORTANT: When installing multiple units in an alcove, roof well, or partially enclosed area, ensure there is adequate ventilation to prevent re-circulation of discharge air.

AHRI COMBINATION RATINGS*

ARI Ref. No.	Model Number	Indoor Model	Furnace Model	Capacity	EERA	SEER
3249887	24ABB318(A,W)31	†CAP**1814A**+TDR		17,600	10.9	13.0
3249889	24ABB318(A,W)31	CAP**1814A**	58PH*045-08	17,800	12.0	14.5
3249891	24ABB318(A,W)31	CAP**2414A**	58CV(A,X)070-12	17,800	12.2	14.5
3249892	24ABB318(A,W)31	CAP**2414A**	58PH*045-08	18,000	12.2	14.5
3249890	24ABB318(A,W)31	CAP**2414A**+TDR		17,900	11.0	13.2
3249895	24ABB318(A,W)31	CAP**2417A**	58CV(A,X)090-16	17,800	12.2	14.5
3249897	24ABB318(A,W)31	CAP**2417A**	58MEB060-12	18,000	12.5	15.0
3249894	24ABB318(A,W)31	CAP**2417A**	58MV(B,C)060-14	17,800	12.2	14.5
3249893	24ABB318(A,W)31	CAP**2417A**+TDR		17,900	11.0	13.2
3249918	24ABB318(A,W)31	CNPF*2418A**+TDR		17,900	11.0	13.2
3249913	24ABB318(A,W)31	CNPH*2417A**	58CV(A,X)070-12	17,800	12.2	14.5
3249914	24ABB318(A,W)31	CNPH*2417A**	58CV(A,X)090-16	17,800	12.2	14.5
3249916	24ABB318(A,W)31	CNPH*2417A**	58MEB040-12	18,000	12.2	15.0
3249917	24ABB318(A,W)31	CNPH*2417A**	58MEB060-12	18,000	12.2	15.0
3249911	24ABB318(A,W)31	CNPH*2417A**	58MV(B,C)060-14	17,800	12.2	14.5
3249912	24ABB318(A,W)31	CNPH*2417A**	58MV(B,C)080-14	17,700	12.2	14.5
3249910	24ABB318(A,W)31	CNPH*2417A**	58MVB040-14	17,800	12.2	14.5
3249915	24ABB318(A,W)31	CNPH*2417A**	58PH*045-08	17,800	12.2	14.5
3249909	24ABB318(A,W)31	CNPH*2417A**+TDR		17,900	11.0	13.2
3249900	24ABB318(A,W)31	CNPV*1814A**	58PH*045-08	17,800	12.0	14.5
3249898	24ABB318(A,W)31	CNPV*1814A**+TDR		17,600	10.9	13.0
3249902	24ABB318(A,W)31	CNPV*2414A**	58CV(A,X)070-12	17,800	12.2	14.5
3249903	24ABB318(A,W)31	CNPV*2414A**	58PH*045-08	18,000	12.2	14.5
3249901	24ABB318(A,W)31	CNPV*2414A**+TDR		17,900	11.0	13.2
3249906	24ABB318(A,W)31	CNPV*2417A**	58CV(A,X)090-16	17,800	12.2	14.5
3249908	24ABB318(A,W)31	CNPV*2417A**	58MEB060-12	18,000	12.2	15.0
3249905	24ABB318(A,W)31	CNPV*2417A**	58MV(B,C)060-14	17,800	12.2	14.5
3249904	24ABB318(A,W)31	CNPV*2417A**+TDR		17,900	11.0	13.2
3249923	24ABB318(A,W)31	CSPH*2412A**	58CV(A,X)070-12	17,900	12.2	14.5
3249924	24ABB318(A,W)31	CSPH*2412A**	58CV(A,X)090-16	17,900	12.2	14.5
3249921	24ABB318(A,W)31	CSPH*2412A**	58MV(B,C)060-14	17,900	12.2	14.5
3249922	24ABB318(A,W)31	CSPH*2412A**	58MV(B,C)080-14	17,900	12.2	14.5
3249920	24ABB318(A,W)31	CSPH*2412A**	58MVB040-14	17,800	12.2	14.5
3249919	24ABB318(A,W)31	CSPH*2412A**+TDR		17,900	11.0	13.2
3249932	24ABB318(A,W)31	FE4ANF002+UI		17,300	12.2	14.5
3249933	24ABB318(A,W)31	FF1ENP018		17,500	10.9	13.0
3249935	24ABB318(A,W)31	FV4BNF002		17,300	12.2	14.5
3404569	24ABB318(A,W)31	FV4CNF002		17,300	12.2	14.5
3249931	24ABB318(A,W)31	FX4CNF024		18,000	12.2	14.5
3249928	24ABB318(A,W)31	FY4ANF018		17,700	10.9	13.0
<hr/>						
3250356	24ABB324(A,W)31	†CAP**2414A**+TDR		23,000	11.0	13.0
3250357	24ABB324(A,W)31	CAP**2414A**	58CV(A,X)070-12	22,800	12.0	14.0
3250358	24ABB324(A,W)31	CAP**2414A**	58PH*045-08	23,000	11.7	14.0
3250361	24ABB324(A,W)31	CAP**2417A**	58CV(A,X)090-16	23,000	12.2	14.5
3250362	24ABB324(A,W)31	CAP**2417A**	58MEB040-12	23,400	12.2	14.5
3250364	24ABB324(A,W)31	CAP**2417A**	58MEB080-12	23,200	12.2	14.5
3250360	24ABB324(A,W)31	CAP**2417A**	58MV(B,C)060-14	23,200	12.2	14.5
3250359	24ABB324(A,W)31	CAP**2417A**+TDR		23,000	11.0	13.0
3250366	24ABB324(A,W)31	CAP**3014A**	58CV(A,X)070-12	23,000	12.0	14.5
3250367	24ABB324(A,W)31	CAP**3014A**	58PH*045-08	23,400	12.0	14.0
3250365	24ABB324(A,W)31	CAP**3014A**+TDR		23,200	11.0	13.0
3250371	24ABB324(A,W)31	CAP**3017A**	58MEB040-12	23,600	12.2	14.5
3250372	24ABB324(A,W)31	CAP**3017A**	58MEB060-12	23,800	12.2	14.5
3250373	24ABB324(A,W)31	CAP**3017A**	58MEB080-12	23,600	12.2	14.5
3250368	24ABB324(A,W)31	CAP**3017A**+TDR		23,200	11.0	13.0
3250467	24ABB324(A,W)31	CAP**3617A**	58PH*045-08	23,400	12.2	14.5
3250424	24ABB324(A,W)31	CNPF*2418A**+TDR		23,000	11.0	13.0
3250399	24ABB324(A,W)31	CNPH*2417A**	58CV(A,X)070-12	22,800	11.7	14.0
3250401	24ABB324(A,W)31	CNPH*2417A**	58CV(A,X)110-20	22,800	11.7	14.0
3250406	24ABB324(A,W)31	CNPH*2417A**	58MEB060-12	23,200	12.0	14.5
3250398	24ABB324(A,W)31	CNPH*2417A**	58MV(B,C)120-20	23,000	12.0	14.0
3250393	24ABB324(A,W)31	CNPH*2417A**	58MVB040-14	22,800	11.7	14.0
3250404	24ABB324(A,W)31	CNPH*2417A**	58PH*045-08	23,000	11.7	14.0
3250392	24ABB324(A,W)31	CNPH*2417A**+TDR		23,000	11.0	13.0
3250415	24ABB324(A,W)31	CNPH*3017A**	58CV(A,X)070-12	23,000	12.0	14.5
3250418	24ABB324(A,W)31	CNPH*3017A**	58CV(A,X)135-22	23,200	12.2	14.5
3250421	24ABB324(A,W)31	CNPH*3017A**	58MEB040-12	23,600	12.2	14.5
3250422	24ABB324(A,W)31	CNPH*3017A**	58MEB060-12	23,800	12.2	14.5
3250423	24ABB324(A,W)31	CNPH*3017A**	58MEB080-12	23,600	12.2	14.5
3250410	24ABB324(A,W)31	CNPH*3017A**	58MV(B,C)060-14	23,400	12.2	14.5
3250412	24ABB324(A,W)31	CNPH*3017A**	58MV(B,C)080-20	23,000	12.2	14.5
3250409	24ABB324(A,W)31	CNPH*3017A**	58MVB040-14	23,200	12.2	14.5

See notes on page 21

24ABB3

AHRI COMBINATION RATINGS* CONTINUED

24ABB3

ARI Ref. No.	Model Number	Indoor Model	Furnace Model	Capacity	EERA	SEER
3250408	24ABB324(A,W)31	CNPH*3017A**+TDR		23,200	11.0	13.0
3250376	24ABB324(A,W)31	CNPV*2414A**	58PH*045-08	23,000	11.7	14.0
3250374	24ABB324(A,W)31	CNPV*2414A**+TDR		23,000	11.0	13.0
3250380	24ABB324(A,W)31	CNPV*2417A**	58MEB040-12	23,200	12.0	14.5
3250381	24ABB324(A,W)31	CNPV*2417A**	58MEB060-12	23,200	12.0	14.5
3250377	24ABB324(A,W)31	CNPV*2417A**+TDR		23,000	11.0	13.0
3250385	24ABB324(A,W)31	CNPV*3014A**	58PH*045-08	23,200	12.0	14.0
3250383	24ABB324(A,W)31	CNPV*3014A**+TDR		23,200	11.0	13.0
3250389	24ABB324(A,W)31	CNPV*3017A**	58MEB040-12	23,600	12.2	14.5
3250386	24ABB324(A,W)31	CNPV*3017A**+TDR		23,200	11.0	13.0
3250432	24ABB324(A,W)31	CSPH*2412A**	58CV(A,X)070-12	23,000	12.0	14.0
3250433	24ABB324(A,W)31	CSPH*2412A**	58CV(A,X)090-16	23,200	12.0	14.0
3250435	24ABB324(A,W)31	CSPH*2412A**	58CV(A,X)135-22	23,200	12.0	14.0
3250436	24ABB324(A,W)31	CSPH*2412A**	58CV(A,X)155-22	23,200	12.0	14.0
3250440	24ABB324(A,W)31	CSPH*2412A**	58MEB080-12	23,400	12.2	14.5
3250427	24ABB324(A,W)31	CSPH*2412A**	58MV(B,C)060-14	23,400	12.0	14.0
3250428	24ABB324(A,W)31	CSPH*2412A**	58MV(B,C)080-14	23,000	12.0	14.0
3250429	24ABB324(A,W)31	CSPH*2412A**	58MV(B,C)080-20	23,000	12.0	14.0
3250426	24ABB324(A,W)31	CSPH*2412A**	58MVB040-14	23,200	12.0	14.0
3250425	24ABB324(A,W)31	CSPH*2412A**+TDR		23,000	11.0	13.0
3250448	24ABB324(A,W)31	CSPH*3012A**	58CV(A,X)070-12	23,000	12.0	14.5
3250451	24ABB324(A,W)31	CSPH*3012A**	58CV(A,X)135-22	23,200	12.2	14.5
3250454	24ABB324(A,W)31	CSPH*3012A**	58MEB040-12	23,600	12.2	14.5
3250455	24ABB324(A,W)31	CSPH*3012A**	58MEB060-12	23,800	12.2	14.5
3250456	24ABB324(A,W)31	CSPH*3012A**	58MEB080-12	23,600	12.2	14.5
3250443	24ABB324(A,W)31	CSPH*3012A**	58MV(B,C)060-14	23,600	12.2	14.5
3250444	24ABB324(A,W)31	CSPH*3012A**	58MV(B,C)080-14	23,200	12.2	14.5
3250445	24ABB324(A,W)31	CSPH*3012A**	58MV(B,C)080-20	23,000	12.2	14.5
3250446	24ABB324(A,W)31	CSPH*3012A**	58MV(B,C)100-20	23,200	12.2	14.5
3250447	24ABB324(A,W)31	CSPH*3012A**	58MV(B,C)120-20	23,400	12.2	14.5
3250442	24ABB324(A,W)31	CSPH*3012A**	58MVB040-14	23,200	12.2	14.5
3250453	24ABB324(A,W)31	CSPH*3012A**	58PH*045-08	23,400	12.0	14.0
3250441	24ABB324(A,W)31	CSPH*3012A**+TDR		23,200	11.0	13.0
3250462	24ABB324(A,W)31	FE4AN(B,F)003+UI		23,400	12.2	14.5
3250464	24ABB324(A,W)31	FF1ENP030		23,000	10.9	13.0
3457533	24ABB324(A,W)31	FF1ENP031		23,200	11.7	14.0
3250466	24ABB324(A,W)31	FV4BN(B,F)003		23,400	12.2	14.5
3404579	24ABB324(A,W)31	FV4CNF002		22,600	12.0	14.0
3250459	24ABB324(A,W)31	FX4CNF024		23,200	11.7	14.0
3250469	24ABB330(A,W)31	†CAP**3014A**+TDR		27,400	10.8	13.0
3250482	24ABB330(A,W)31	CAP**3014A**	58CV(A,X)070-12	27,200	11.7	14.0
3250485	24ABB330(A,W)31	CAP**3017A**	58CV(A,X)090-16	27,400	12.0	14.0
3250487	24ABB330(A,W)31	CAP**3017A**	58MEB040-12	27,600	12.0	14.5
3250489	24ABB330(A,W)31	CAP**3017A**	58MEB080-12	27,600	12.0	14.0
3250490	24ABB330(A,W)31	CAP**3017A**	58MEB080-16	27,800	11.7	14.0
3250486	24ABB330(A,W)31	CAP**3017A**	58PH*070-16	27,400	11.7	14.0
3250483	24ABB330(A,W)31	CAP**3017A**+TDR		27,400	10.8	13.0
3250492	24ABB330(A,W)31	CAP**3614A**	58CV(A,X)070-12	27,400	11.7	14.0
3250491	24ABB330(A,W)31	CAP**3614A**+TDR		27,400	10.8	13.0
3250495	24ABB330(A,W)31	CAP**3617A**	58CV(A,X)090-16	27,400	12.0	14.5
3250498	24ABB330(A,W)31	CAP**3617A**	58MEB060-12	27,600	12.0	14.5
3250499	24ABB330(A,W)31	CAP**3617A**	58MEB080-12	27,600	12.0	14.5
3250500	24ABB330(A,W)31	CAP**3617A**	58MEB080-16	28,000	11.7	14.0
3250494	24ABB330(A,W)31	CAP**3617A**	58MV(B,C)060-14	27,600	12.0	14.0
3250496	24ABB330(A,W)31	CAP**3617A**	58PH*070-16	27,600	11.7	14.0
3250493	24ABB330(A,W)31	CAP**3617A**+TDR		27,600	10.8	13.0
3250503	24ABB330(A,W)31	CAP**3621A**	58MV(B,C)080-20	27,400	12.0	14.0
3250501	24ABB330(A,W)31	CAP**3621A**+TDR		27,600	10.8	13.0
3414654	24ABB330(A,W)31	CAP**4221A**+TDR		27,600	11.0	13.0
3414655	24ABB330(A,W)31	CAP**4224A**+TDR		27,600	11.0	13.0
3250567	24ABB330(A,W)31	CNPF*3618A**+TDR		27,400	10.8	13.0
3250539	24ABB330(A,W)31	CNPH*3017A**	58CV(A,X)090-16	27,400	11.7	14.0
3250541	24ABB330(A,W)31	CNPH*3017A**	58CV(A,X)135-22	27,400	12.0	14.0
3250545	24ABB330(A,W)31	CNPH*3017A**	58MEB040-12	27,600	12.0	14.0
3250546	24ABB330(A,W)31	CNPH*3017A**	58MEB060-12	27,800	11.7	14.0
3250547	24ABB330(A,W)31	CNPH*3017A**	58MEB080-12	27,600	12.0	14.0
3250548	24ABB330(A,W)31	CNPH*3017A**	58MEB080-16	27,800	11.7	14.0
3250534	24ABB330(A,W)31	CNPH*3017A**	58MV(B,C)080-14	27,200	11.7	14.0
3250537	24ABB330(A,W)31	CNPH*3017A**	58MV(B,C)120-20	27,400	12.0	14.0
3250543	24ABB330(A,W)31	CNPH*3017A**	58PH*070-16	27,400	11.5	14.0
3250531	24ABB330(A,W)31	CNPH*3017A**+TDR		27,400	10.8	13.0
3250556	24ABB330(A,W)31	CNPH*3617A**	58CV(A,X)070-12	27,400	11.7	14.0

See notes on page 21

AHRI COMBINATION RATINGS* CONTINUED

ARI Ref. No.	Model Number	Indoor Model	Furnace Model	Capacity	EERA	SEER
3250558	24ABB330(A,W)31	CNPH*3617A**	58CV(A,X)110-20	27,400	11.7	14.0
3250559	24ABB330(A,W)31	CNPH*3617A**	58CV(A,X)135-22	27,400	12.0	14.0
3250564	24ABB330(A,W)31	CNPH*3617A**	58MEB060-12	27,200	12.0	14.5
3250566	24ABB330(A,W)31	CNPH*3617A**	58MEB080-16	27,800	11.7	14.0
3250551	24ABB330(A,W)31	CNPH*3617A**	58MV(B,C)060-14	27,600	11.7	14.0
3250552	24ABB330(A,W)31	CNPH*3617A**	58MV(B,C)080-14	27,200	11.7	14.0
3250555	24ABB330(A,W)31	CNPH*3617A**	58MV(B,C)120-20	27,400	12.0	14.0
3250549	24ABB330(A,W)31	CNPH*3617A**+TDR		27,400	10.8	13.0
3414658	24ABB330(A,W)31	CNPH*4221A**+TDR		27,600	11.0	13.0
3250508	24ABB330(A,W)31	CNPV*3014A**	58CV(A,X)070-12	27,200	11.7	14.0
3250507	24ABB330(A,W)31	CNPV*3014A**+TDR		27,400	10.8	13.0
3250513	24ABB330(A,W)31	CNPV*3017A**	58MEB040-12	27,600	12.0	14.0
3250515	24ABB330(A,W)31	CNPV*3017A**	58MEB080-12	27,600	12.0	14.0
3250516	24ABB330(A,W)31	CNPV*3017A**	58MEB080-16	27,800	11.7	14.0
3250510	24ABB330(A,W)31	CNPV*3017A**	58MV(B,C)060-14	27,600	11.7	14.0
3250509	24ABB330(A,W)31	CNPV*3017A**+TDR		27,400	10.8	13.0
3250519	24ABB330(A,W)31	CNPV*3617A**	58CV(A,X)090-16	27,400	11.7	14.0
3250521	24ABB330(A,W)31	CNPV*3617A**	58MEB040-12	27,200	12.0	14.5
3250522	24ABB330(A,W)31	CNPV*3617A**	58MEB060-12	27,200	12.0	14.5
3250523	24ABB330(A,W)31	CNPV*3617A**	58MEB080-12	27,000	12.0	14.5
3250524	24ABB330(A,W)31	CNPV*3617A**	58MEB080-16	27,800	11.7	14.0
3250518	24ABB330(A,W)31	CNPV*3617A**	58MV(B,C)060-14	27,600	11.7	14.0
3250520	24ABB330(A,W)31	CNPV*3617A**	58PH*070-16	27,400	11.5	14.0
3250517	24ABB330(A,W)31	CNPV*3617A**+TDR		27,400	10.8	13.0
3250529	24ABB330(A,W)31	CNPV*3621A**	58CV(A,X)110-20	27,400	11.7	14.0
3250527	24ABB330(A,W)31	CNPV*3621A**	58MV(B,C)080-20	27,400	11.7	14.0
3250528	24ABB330(A,W)31	CNPV*3621A**	58MV(B,C)100-20	27,200	11.7	14.0
3250530	24ABB330(A,W)31	CNPV*3621A**	58PH*090-16	27,600	11.7	14.0
3250525	24ABB330(A,W)31	CNPV*3621A**+TDR		27,400	10.8	13.0
3250481	24ABB330(A,W)31	CNPV*4217A**	58CV(A,X)090-16	27,800	12.2	14.5
3414656	24ABB330(A,W)31	CNPV*4217A**+TDR		27,600	11.0	13.0
3414657	24ABB330(A,W)31	CNPV*4221A**+TDR		27,600	11.0	13.0
3250480	24ABB330(A,W)31	CNPV*4821A**	58PH*090-16	28,400	12.2	14.5
3250575	24ABB330(A,W)31	CSPH*3012A**	58CV(A,X)070-12	27,200	11.7	13.5
3250576	24ABB330(A,W)31	CSPH*3012A**	58CV(A,X)090-16	27,400	11.7	14.0
3250577	24ABB330(A,W)31	CSPH*3012A**	58CV(A,X)110-20	27,600	11.7	14.0
3250578	24ABB330(A,W)31	CSPH*3012A**	58CV(A,X)135-22	27,600	11.7	14.0
3250579	24ABB330(A,W)31	CSPH*3012A**	58CV(A,X)155-22	27,600	12.0	14.0
3250583	24ABB330(A,W)31	CSPH*3012A**	58MEB060-12	27,800	11.7	14.0
3250584	24ABB330(A,W)31	CSPH*3012A**	58MEB080-12	27,600	11.7	14.0
3250585	24ABB330(A,W)31	CSPH*3012A**	58MEB080-16	27,800	11.7	14.0
3250571	24ABB330(A,W)31	CSPH*3012A**	58MV(B,C)080-14	27,400	11.7	14.0
3250572	24ABB330(A,W)31	CSPH*3012A**	58MV(B,C)080-20	27,400	11.7	14.0
3250574	24ABB330(A,W)31	CSPH*3012A**	58MV(B,C)120-20	27,600	11.7	14.0
3250569	24ABB330(A,W)31	CSPH*3012A**	58MVB040-14	27,400	11.7	13.5
3250581	24ABB330(A,W)31	CSPH*3012A**	58PH*090-16	27,600	11.7	14.0
3250568	24ABB330(A,W)31	CSPH*3012A**+TDR		27,400	10.8	13.0
3250594	24ABB330(A,W)31	CSPH*3612A**	58CV(A,X)090-16	27,800	12.0	14.5
3250595	24ABB330(A,W)31	CSPH*3612A**	58CV(A,X)110-20	27,800	12.0	14.0
3250596	24ABB330(A,W)31	CSPH*3612A**	58CV(A,X)135-22	27,800	12.0	14.0
3250600	24ABB330(A,W)31	CSPH*3612A**	58MEB040-12	27,400	12.0	14.5
3250601	24ABB330(A,W)31	CSPH*3612A**	58MEB060-12	27,400	12.0	14.5
3250603	24ABB330(A,W)31	CSPH*3612A**	58MEB080-16	27,800	12.0	14.0
3250588	24ABB330(A,W)31	CSPH*3612A**	58MV(B,C)060-14	28,000	12.0	14.0
3250589	24ABB330(A,W)31	CSPH*3612A**	58MV(B,C)080-14	27,800	12.0	14.0
3250590	24ABB330(A,W)31	CSPH*3612A**	58MV(B,C)080-20	27,800	12.0	14.0
3250591	24ABB330(A,W)31	CSPH*3612A**	58MV(B,C)100-20	27,600	12.0	14.0
3250587	24ABB330(A,W)31	CSPH*3612A**	58MVB040-14	27,800	12.0	14.0
3250586	24ABB330(A,W)31	CSPH*3612A**+TDR		27,400	10.8	13.0
3414659	24ABB330(A,W)31	CSPH*4212A**+TDR		27,600	11.0	13.0
3250474	24ABB330(A,W)31	FE4AN(B,F)003+UI		27,600	12.2	14.5
3250476	24ABB330(A,W)31	FF1ENP036		27,400	10.9	13.0
3250478	24ABB330(A,W)31	FV4BN(B,F)003		27,600	12.2	14.5
3404583	24ABB330(A,W)31	FV4CN(B,F)005		28,400	12.2	14.5
3250472	24ABB330(A,W)31	FX4CN(B,F)036		27,800	11.5	13.5
3250471	24ABB330(A,W)31	FX4CNF030		27,600	11.7	14.0
3250470	24ABB330(A,W)31	FY4ANF030		27,000	10.9	13.0
3490894	24ABB330A51	†CAP**3014A**+TDR		27,400	10.8	13.0
3490895	24ABB330A51	CAP**3017A**+TDR		27,400	10.8	13.0
3490896	24ABB330A51	CAP**3614A**+TDR		27,400	10.8	13.0
3490897	24ABB330A51	CAP**3617A**+TDR		27,600	10.8	13.0
3490898	24ABB330A51	CAP**3621A**+TDR		27,600	10.8	13.0

See notes on page 21

24ABB3

AHRI COMBINATION RATINGS* CONTINUED

24ABB3

ARI Ref. No.	Model Number	Indoor Model	Furnace Model	Capacity	EERA	SEER
3490908	24ABB330A51	CAP**4221A**+TDR		27,600	11.0	13.0
3490909	24ABB330A51	CAP**4224A**+TDR		27,600	11.0	13.0
3490905	24ABB330A51	CNPF*3618A**+TDR		27,400	10.8	13.0
3490903	24ABB330A51	CNPH*3017A**+TDR		27,400	10.8	13.0
3490904	24ABB330A51	CNPH*3617A**+TDR		27,400	10.8	13.0
3490912	24ABB330A51	CNPH*4221A**+TDR		27,600	11.0	13.0
3490899	24ABB330A51	CNPV*3014A**+TDR		27,400	10.8	13.0
3490900	24ABB330A51	CNPV*3017A**+TDR		27,400	10.8	13.0
3490901	24ABB330A51	CNPV*3617A**+TDR		27,400	10.8	13.0
3490902	24ABB330A51	CNPV*3621A**+TDR		27,400	10.8	13.0
3490910	24ABB330A51	CNPV*4217A**+TDR		27,600	11.0	13.0
3490911	24ABB330A51	CNPV*4221A**+TDR		27,600	11.0	13.0
3490906	24ABB330A51	CSPH*3012A**+TDR		27,400	10.8	13.0
3490907	24ABB330A51	CSPH*3612A**+TDR		27,400	10.8	13.0
3490913	24ABB330A51	CSPH*4212A**+TDR		27,600	11.0	13.0
3250190	24ABB336(A,W)31	†CAP**3617A**+TDR		33,800	10.9	13.0
3250234	24ABB336(A,W)31	CAP**3614A**+TDR		32,800	11.0	13.0
3250352	24ABB336(A,W)31	CAP**3617A**	58MEB040-12	33,600	11.7	14.0
3250353	24ABB336(A,W)31	CAP**3617A**	58MEB060-12	33,600	11.7	14.0
3250354	24ABB336(A,W)31	CAP**3617A**	58MEB080-12	33,600	11.7	14.0
3250355	24ABB336(A,W)31	CAP**3617A**	58MEB080-16	33,600	11.7	14.0
3250330	24ABB336(A,W)31	CAP**3617A**	58PH*070-16	33,400	11.2	13.5
3250242	24ABB336(A,W)31	CAP**3621A**	58CV(A,X)110-20	33,400	11.7	14.0
3250191	24ABB336(A,W)31	CAP**3621A**	58MEB100-20	33,600	12.0	14.0
3250240	24ABB336(A,W)31	CAP**3621A**	58MV(B,C)080-20	33,400	11.7	14.0
3250331	24ABB336(A,W)31	CAP**3621A**	58PH*090-16	33,800	12.0	14.0
3250238	24ABB336(A,W)31	CAP**3621A**+TDR		33,800	11.0	13.0
3250244	24ABB336(A,W)31	CAP**4221A**	58MV(B,C)080-14	33,600	11.5	13.5
3250245	24ABB336(A,W)31	CAP**4221A**	58MV(B,C)080-20	33,600	11.7	14.0
3250246	24ABB336(A,W)31	CAP**4221A**	58MV(B,C)100-20	33,800	11.7	14.0
3250334	24ABB336(A,W)31	CAP**4221A**	58PH*110-20	34,200	12.0	14.0
3250243	24ABB336(A,W)31	CAP**4221A**+TDR		34,000	11.0	13.0
3250251	24ABB336(A,W)31	CAP**4224A**	58CV(A,X)135-22	33,600	12.0	14.0
3250252	24ABB336(A,W)31	CAP**4224A**	58CV(A,X)155-22	33,800	12.0	14.0
3250249	24ABB336(A,W)31	CAP**4224A**	58MVB040-14	33,400	11.7	13.5
3250248	24ABB336(A,W)31	CAP**4224A**+TDR		33,800	11.0	13.0
3250329	24ABB336(A,W)31	CAP**4817A**	58PH*070-16	34,400	11.7	14.0
3250290	24ABB336(A,W)31	CNPF*3618A**+TDR		33,800	11.0	13.0
3250275	24ABB336(A,W)31	CNPH*3617A**	58CV(A,X)110-20	33,400	11.5	13.5
3250276	24ABB336(A,W)31	CNPH*3617A**	58CV(A,X)135-22	33,400	11.7	14.0
3250277	24ABB336(A,W)31	CNPH*3617A**	58CV(A,X)155-22	33,400	11.7	14.0
3250208	24ABB336(A,W)31	CNPH*3617A**	58MEB060-12	33,400	11.7	14.0
3250211	24ABB336(A,W)31	CNPH*3617A**	58MEB100-20	33,200	11.7	14.0
3250269	24ABB336(A,W)31	CNPH*3617A**	58MV(B,C)080-14	33,200	11.5	13.5
3250270	24ABB336(A,W)31	CNPH*3617A**	58MV(B,C)080-20	33,200	11.5	13.5
3250271	24ABB336(A,W)31	CNPH*3617A**	58MV(B,C)100-20	33,400	11.5	13.5
3250340	24ABB336(A,W)31	CNPH*3617A**	58PH*070-16	33,200	11.0	13.5
3250341	24ABB336(A,W)31	CNPH*3617A**	58PH*090-16	33,400	11.7	14.0
3250266	24ABB336(A,W)31	CNPH*3617A**+TDR		33,800	11.0	13.0
3250286	24ABB336(A,W)31	CNPH*4221A**	58CV(A,X)090-16	33,600	11.7	14.0
3250287	24ABB336(A,W)31	CNPH*4221A**	58CV(A,X)110-20	33,800	11.7	14.0
3250288	24ABB336(A,W)31	CNPH*4221A**	58CV(A,X)135-22	33,600	12.0	14.0
3250289	24ABB336(A,W)31	CNPH*4221A**	58CV(A,X)155-22	33,800	12.0	14.0
3250212	24ABB336(A,W)31	CNPH*4221A**	58MEB040-12	33,800	11.7	14.0
3250213	24ABB336(A,W)31	CNPH*4221A**	58MEB060-12	33,800	11.7	14.0
3250214	24ABB336(A,W)31	CNPH*4221A**	58MEB080-12	33,800	11.7	14.0
3250215	24ABB336(A,W)31	CNPH*4221A**	58MEB080-16	33,800	11.7	14.0
3250280	24ABB336(A,W)31	CNPH*4221A**	58MV(B,C)060-14	33,800	11.7	14.0
3250284	24ABB336(A,W)31	CNPH*4221A**	58MV(B,C)120-20	33,600	11.7	14.0
3250279	24ABB336(A,W)31	CNPH*4221A**	58MVB040-14	33,400	11.5	13.5
3250343	24ABB336(A,W)31	CNPH*4221A**	58PH*070-16	33,600	11.2	13.5
3250344	24ABB336(A,W)31	CNPH*4221A**	58PH*090-16	34,000	12.0	14.0
3250345	24ABB336(A,W)31	CNPH*4221A**	58PH*110-20	34,000	12.0	14.0
3250278	24ABB336(A,W)31	CNPH*4221A**+TDR		34,000	11.0	13.0
3250228	24ABB336(A,W)31	CNPH*4821A**	58MEB060-12	34,600	12.0	14.5
3250193	24ABB336(A,W)31	CNPV*3617A**	58MEB040-12	33,400	11.7	14.0
3250194	24ABB336(A,W)31	CNPV*3617A**	58MEB060-12	33,400	11.7	14.0
3250195	24ABB336(A,W)31	CNPV*3617A**	58MEB080-12	33,400	11.7	14.0
3250196	24ABB336(A,W)31	CNPV*3617A**	58MEB080-16	33,400	11.7	14.0
3250254	24ABB336(A,W)31	CNPV*3617A**	58MV(B,C)060-14	33,400	11.5	13.5
3250335	24ABB336(A,W)31	CNPV*3617A**	58PH*070-16	33,200	11.2	13.5
3250253	24ABB336(A,W)31	CNPV*3617A**+TDR		33,800	11.0	13.0

See notes on page 21

AHRI COMBINATION RATINGS* CONTINUED

ARI Ref. No.	Model Number	Indoor Model	Furnace Model	Capacity	EERA	SEER
3250197	24ABB336(A,W)31	CNPV*3621A**	58MEB100-20	33,400	11.7	14.0
3250257	24ABB336(A,W)31	CNPV*3621A**	58MV(B,C)080-14	33,200	11.5	13.5
3250258	24ABB336(A,W)31	CNPV*3621A**	58MV(B,C)080-20	33,200	11.5	13.5
3250336	24ABB336(A,W)31	CNPV*3621A**	58PH*090-16	33,400	11.7	14.0
3250337	24ABB336(A,W)31	CNPV*3621A**	58PH*110-20	33,600	11.7	14.0
3250256	24ABB336(A,W)31	CNPV*3621A**+TDR		33,800	11.0	13.0
3250200	24ABB336(A,W)31	CNPV*4217A**	58CV(A,X)090-16	33,800	11.7	14.0
3250202	24ABB336(A,W)31	CNPV*4217A**	58MEB040-12	33,800	11.7	14.0
3250199	24ABB336(A,W)31	CNPV*4217A**	58MV(B,C)060-14	33,800	11.7	14.0
3250201	24ABB336(A,W)31	CNPV*4217A**	58PH*070-16	33,800	11.7	14.0
3250198	24ABB336(A,W)31	CNPV*4217A**+TDR		33,800	11.0	13.0
3250265	24ABB336(A,W)31	CNPV*4221A**	58CV(A,X)110-20	33,800	11.7	14.0
3250206	24ABB336(A,W)31	CNPV*4221A**	58MEB100-20	33,800	11.7	14.0
3250262	24ABB336(A,W)31	CNPV*4221A**	58MV(B,C)080-14	33,600	11.5	13.5
3250263	24ABB336(A,W)31	CNPV*4221A**	58MV(B,C)080-20	33,600	11.7	14.0
3250264	24ABB336(A,W)31	CNPV*4221A**	58MV(B,C)100-20	33,800	11.7	14.0
3250338	24ABB336(A,W)31	CNPV*4221A**	58PH*090-16	34,000	12.0	14.0
3250339	24ABB336(A,W)31	CNPV*4221A**	58PH*110-20	34,000	12.0	14.0
3250261	24ABB336(A,W)31	CNPV*4221A**+TDR		34,000	11.0	13.0
3250230	24ABB336(A,W)31	CNPV*4821A**	58MEB100-20	34,400	12.2	14.5
3250233	24ABB336(A,W)31	CNPV*4821A**	58PH*110-20	34,800	12.2	14.5
3250298	24ABB336(A,W)31	CSPH*3612A**	58CV(A,X)070-12	33,600	11.7	14.0
3250299	24ABB336(A,W)31	CSPH*3612A**	58CV(A,X)090-16	33,600	12.0	14.0
3250300	24ABB336(A,W)31	CSPH*3612A**	58CV(A,X)110-20	33,600	12.0	14.0
3250301	24ABB336(A,W)31	CSPH*3612A**	58CV(A,X)135-22	33,600	12.0	14.0
3250302	24ABB336(A,W)31	CSPH*3612A**	58CV(A,X)155-22	33,600	12.0	14.0
3250217	24ABB336(A,W)31	CSPH*3612A**	58MEB040-12	33,800	11.7	14.0
3250218	24ABB336(A,W)31	CSPH*3612A**	58MEB060-12	33,800	11.7	14.0
3250221	24ABB336(A,W)31	CSPH*3612A**	58MEB100-20	33,800	11.7	14.0
3250293	24ABB336(A,W)31	CSPH*3612A**	58MV(B,C)060-14	33,600	12.0	14.0
3250296	24ABB336(A,W)31	CSPH*3612A**	58MV(B,C)100-20	33,400	12.0	14.0
3250292	24ABB336(A,W)31	CSPH*3612A**	58MVB040-14	33,600	11.5	13.5
3250347	24ABB336(A,W)31	CSPH*3612A**	58PH*090-16	34,400	12.0	14.0
3250348	24ABB336(A,W)31	CSPH*3612A**	58PH*110-20	34,400	12.0	14.0
3250291	24ABB336(A,W)31	CSPH*3612A**+TDR		33,800	11.0	13.0
3250310	24ABB336(A,W)31	CSPH*4212A**	58CV(A,X)070-12	33,600	11.7	14.0
3250311	24ABB336(A,W)31	CSPH*4212A**	58CV(A,X)090-16	33,600	12.0	14.0
3250313	24ABB336(A,W)31	CSPH*4212A**	58CV(A,X)135-22	33,600	12.0	14.0
3250222	24ABB336(A,W)31	CSPH*4212A**	58MEB040-12	33,800	11.7	14.0
3250224	24ABB336(A,W)31	CSPH*4212A**	58MEB080-12	33,800	11.7	14.0
3250225	24ABB336(A,W)31	CSPH*4212A**	58MEB080-16	33,800	11.7	14.0
3250226	24ABB336(A,W)31	CSPH*4212A**	58MEB100-20	33,800	11.7	14.0
3250305	24ABB336(A,W)31	CSPH*4212A**	58MV(B,C)060-14	33,800	12.0	14.0
3250306	24ABB336(A,W)31	CSPH*4212A**	58MV(B,C)080-14	33,600	11.7	14.0
3250307	24ABB336(A,W)31	CSPH*4212A**	58MV(B,C)080-20	33,600	12.0	14.0
3250308	24ABB336(A,W)31	CSPH*4212A**	58MV(B,C)100-20	33,800	12.0	14.0
3250349	24ABB336(A,W)31	CSPH*4212A**	58PH*070-16	34,400	11.7	14.0
3250351	24ABB336(A,W)31	CSPH*4212A**	58PH*110-20	34,800	12.0	14.0
3250303	24ABB336(A,W)31	CSPH*4212A**+TDR		34,000	11.0	13.0
3250320	24ABB336(A,W)31	FE4AN(B,F)003+UI		33,600	12.0	14.0
3250321	24ABB336(A,W)31	FE4AN(B,F)005+UI		34,800	12.0	14.0
3250322	24ABB336(A,W)31	FE4ANB006+UI		35,200	12.0	14.0
3250319	24ABB336(A,W)31	FE4ANF002+UI		33,400	11.5	13.5
3250324	24ABB336(A,W)31	FF1ENP036		33,600	10.9	13.0
3250326	24ABB336(A,W)31	FV4BN(B,F)003		33,600	12.0	14.0
3250327	24ABB336(A,W)31	FV4BN(B,F)005		34,800	12.0	14.0
3250328	24ABB336(A,W)31	FV4BNB006		35,200	12.0	14.0
3250325	24ABB336(A,W)31	FV4BNF002		33,400	11.5	13.5
3404577	24ABB336(A,W)31	FV4CN(B,F)005		34,800	12.0	14.0
3250317	24ABB336(A,W)31	FX4CN(B,F)036		34,000	11.7	14.0
3250318	24ABB336(A,W)31	FX4CN(B,F)042		34,800	11.7	14.0
3250316	24ABB336(A,W)31	FY4ANF042		34,200	11.0	13.0
3491901	24ABB336A11	†CAP**3617A**+TDR		33,800	10.9	13.0
3491903	24ABB336A11	CAP**3614A**+TDR		32,800	11.0	13.0
3491904	24ABB336A11	CAP**3621A**+TDR		33,800	11.0	13.0
3491905	24ABB336A11	CAP**4221A**+TDR		34,000	11.0	13.0
3491906	24ABB336A11	CAP**4224A**+TDR		33,800	11.0	13.0
3491912	24ABB336A11	CNPF*3618A**+TDR		33,800	11.0	13.0
3491910	24ABB336A11	CNPH*3617A**+TDR		33,800	11.0	13.0
3491911	24ABB336A11	CNPH*4221A**+TDR		34,000	11.0	13.0
3491907	24ABB336A11	CNPV*3617A**+TDR		33,800	11.0	13.0
3491908	24ABB336A11	CNPV*3621A**+TDR		33,800	11.0	13.0

See notes on page 21

24ABB3

AHRI COMBINATION RATINGS* CONTINUED

24ABB3

ARI Ref. No.	Model Number	Indoor Model	Furnace Model	Capacity	EERA	SEER
3491902	24ABB336A11	CNPV*4217A**+TDR		33,800	11.0	13.0
3491909	24ABB336A11	CNPV*4221A**+TDR		34,000	11.0	13.0
3491913	24ABB336A11	CSPH*3612A**+TDR		33,800	11.0	13.0
3491914	24ABB336A11	CSPH*4212A**+TDR		34,000	11.0	13.0
3491040	24ABB336A51	†CAP**3617A**+TDR		33,800	10.9	13.0
3491042	24ABB336A51	CAP**3614A**+TDR		32,800	11.0	13.0
3491043	24ABB336A51	CAP**3621A**+TDR		33,800	11.0	13.0
3491044	24ABB336A51	CAP**4221A**+TDR		34,000	11.0	13.0
3491045	24ABB336A51	CAP**4224A**+TDR		33,800	11.0	13.0
3491051	24ABB336A51	CNPF*3618A**+TDR		33,800	11.0	13.0
3491049	24ABB336A51	CNPH*3617A**+TDR		33,800	11.0	13.0
3491050	24ABB336A51	CNPH*4221A**+TDR		34,000	11.0	13.0
3491046	24ABB336A51	CNPV*3617A**+TDR		33,800	11.0	13.0
3491047	24ABB336A51	CNPV*3621A**+TDR		33,800	11.0	13.0
3491041	24ABB336A51	CNPV*4217A**+TDR		33,800	11.0	13.0
3491048	24ABB336A51	CNPV*4221A**+TDR		34,000	11.0	13.0
3491052	24ABB336A51	CSPH*3612A**+TDR		33,800	11.0	13.0
3491053	24ABB336A51	CSPH*4212A**+TDR		34,000	11.0	13.0
3491470	24ABB336A61	†CAP**3617A**+TDR		33,800	10.9	13.0
3491472	24ABB336A61	CAP**3614A**+TDR		32,800	11.0	13.0
3491473	24ABB336A61	CAP**3621A**+TDR		33,800	11.0	13.0
3491474	24ABB336A61	CAP**4221A**+TDR		34,000	11.0	13.0
3491475	24ABB336A61	CAP**4224A**+TDR		33,800	11.0	13.0
3491481	24ABB336A61	CNPF*3618A**+TDR		33,800	11.0	13.0
3491479	24ABB336A61	CNPH*3617A**+TDR		33,800	11.0	13.0
3491480	24ABB336A61	CNPH*4221A**+TDR		34,000	11.0	13.0
3491476	24ABB336A61	CNPV*3617A**+TDR		33,800	11.0	13.0
3491477	24ABB336A61	CNPV*3621A**+TDR		33,800	11.0	13.0
3491471	24ABB336A61	CNPV*4217A**+TDR		33,800	11.0	13.0
3491478	24ABB336A61	CNPV*4221A**+TDR		34,000	11.0	13.0
3491482	24ABB336A61	CSPH*3612A**+TDR		33,800	11.0	13.0
3491483	24ABB336A61	CSPH*4212A**+TDR		34,000	11.0	13.0
3249936	24ABB342(A,W)30	†CAP**4221A**+TDR		41,000	11.0	13.0
3249965	24ABB342(A,W)30	CAP**4221A**	58MEB100-20	40,500	11.7	14.0
3249937	24ABB342(A,W)30	CAP**4221A**	58PH*090-16	40,500	11.7	14.0
3250011	24ABB342(A,W)30	CAP**4224A**	58CV(A,X)135-22	40,500	11.5	14.0
3249966	24ABB342(A,W)30	CAP**4224A**	58MEB120-20	40,500	12.0	14.0
3249939	24ABB342(A,W)30	CAP**4224A**	58PH*135-20	40,500	12.0	14.0
3250009	24ABB342(A,W)30	CAP**4224A**+TDR		41,000	11.0	13.0
3250014	24ABB342(A,W)30	CAP**4817A**	58CV(A,X)090-16	40,000	11.5	14.0
3249967	24ABB342(A,W)30	CAP**4817A**	58MEB040-12	41,000	11.7	14.0
3249969	24ABB342(A,W)30	CAP**4817A**	58MEB080-12	41,000	11.7	14.0
3250013	24ABB342(A,W)30	CAP**4817A**	58MV(B,C)060-14	40,000	11.5	14.0
3250012	24ABB342(A,W)30	CAP**4817A**+TDR		40,500	11.0	13.2
3250017	24ABB342(A,W)30	CAP**4821A**	58CV(A,X)110-20	41,000	11.5	14.0
3249942	24ABB342(A,W)30	CAP**4821A**	58PH*110-20	41,000	12.0	14.0
3250015	24ABB342(A,W)30	CAP**4821A**+TDR		41,500	11.0	13.2
3249943	24ABB342(A,W)30	CAP**4824A**	58PH*135-20	41,000	12.0	14.0
3250018	24ABB342(A,W)30	CAP**4824A**+TDR		41,500	11.0	13.2
3250036	24ABB342(A,W)30	CNPF*4818A**+TDR		41,500	11.0	13.2
3249983	24ABB342(A,W)30	CNPH*4221A**	58MEB040-12	40,500	11.7	14.0
3249985	24ABB342(A,W)30	CNPH*4221A**	58MEB080-12	40,500	11.7	14.0
3249987	24ABB342(A,W)30	CNPH*4221A**	58MEB100-20	40,500	11.7	14.0
3249988	24ABB342(A,W)30	CNPH*4221A**	58MEB120-20	40,500	11.7	14.0
3250031	24ABB342(A,W)30	CNPH*4221A**	58MV(B,C)040-14	40,000	11.2	13.5
3250030	24ABB342(A,W)30	CNPH*4221A**+TDR		41,000	11.0	13.0
3249990	24ABB342(A,W)30	CNPH*4821A**	58MEB060-12	41,000	11.7	14.0
3249991	24ABB342(A,W)30	CNPH*4821A**	58MEB080-12	41,000	11.7	14.0
3249993	24ABB342(A,W)30	CNPH*4821A**	58MEB100-20	41,000	12.0	14.0
3249994	24ABB342(A,W)30	CNPH*4821A**	58MEB120-20	41,000	12.0	14.0
3250034	24ABB342(A,W)30	CNPH*4821A**	58MV(B,C)040-14	40,500	11.2	13.5
3249954	24ABB342(A,W)30	CNPH*4821A**	58PH*090-16	41,000	12.0	14.0
3249956	24ABB342(A,W)30	CNPH*4821A**	58PH*135-20	41,000	12.0	14.0
3250033	24ABB342(A,W)30	CNPH*4821A**+TDR		41,500	11.0	13.2
3249978	24ABB342(A,W)30	CNPV*4217A**	58MEB080-12	41,000	11.7	14.0
3249975	24ABB342(A,W)30	CNPV*4217A**	58PH*070-16	40,500	11.2	13.5
3249972	24ABB342(A,W)30	CNPV*4217A**+TDR		41,000	11.0	13.0
3250023	24ABB342(A,W)30	CNPV*4221A**	58CV(A,X)110-20	40,500	11.5	14.0
3250022	24ABB342(A,W)30	CNPV*4221A**	58MV(B,C)080-14	40,000	11.2	13.5
3249944	24ABB342(A,W)30	CNPV*4221A**	58PH*090-16	40,500	11.7	14.0

See notes on page 21

AHRI COMBINATION RATINGS* CONTINUED

ARI Ref. No.	Model Number	Indoor Model	Furnace Model	Capacity	EERA	SEER
3250021	24ABB342(A,W)30	CNPV*4221A**+TDR		41,000	11.0	13.0
3250025	24ABB342(A,W)30	CNPV*4821A**	58MV(B,C)080-14	40,500	11.2	13.5
3249946	24ABB342(A,W)30	CNPV*4821A**	58PH*090-16	41,000	12.0	14.0
3250024	24ABB342(A,W)30	CNPV*4821A**+TDR		41,500	11.0	13.2
3250029	24ABB342(A,W)30	CNPV*4824A**	58CV(A,X)135-22	41,000	11.7	14.0
3249982	24ABB342(A,W)30	CNPV*4824A**	58MEB120-20	41,000	12.0	14.0
3250028	24ABB342(A,W)30	CNPV*4824A**	58MV(B,C)040-14	41,000	11.2	13.5
3249948	24ABB342(A,W)30	CNPV*4824A**	58PH*135-20	41,000	12.0	14.0
3250027	24ABB342(A,W)30	CNPV*4824A**+TDR		41,500	11.0	13.2
3249995	24ABB342(A,W)30	CSPH*4212A**	58MEB040-12	41,000	11.7	14.0
3249996	24ABB342(A,W)30	CSPH*4212A**	58MEB060-12	41,000	11.7	14.0
3249998	24ABB342(A,W)30	CSPH*4212A**	58MEB080-16	41,000	11.7	14.0
3249999	24ABB342(A,W)30	CSPH*4212A**	58MEB100-20	41,000	12.0	14.0
3250000	24ABB342(A,W)30	CSPH*4212A**	58MEB120-20	41,000	12.0	14.0
3249957	24ABB342(A,W)30	CSPH*4212A**	58PH*070-16	40,500	11.5	13.5
3249958	24ABB342(A,W)30	CSPH*4212A**	58PH*090-16	40,500	11.7	14.0
3249959	24ABB342(A,W)30	CSPH*4212A**	58PH*110-20	40,500	12.0	14.0
3250037	24ABB342(A,W)30	CSPH*4212A**+TDR		41,000	11.0	13.2
3250001	24ABB342(A,W)30	CSPH*4812A**	58MEB040-12	41,000	11.7	14.0
3250002	24ABB342(A,W)30	CSPH*4812A**	58MEB060-12	41,000	11.7	14.0
3250003	24ABB342(A,W)30	CSPH*4812A**	58MEB080-12	41,000	11.7	14.0
3250004	24ABB342(A,W)30	CSPH*4812A**	58MEB080-16	41,000	11.7	14.0
3250005	24ABB342(A,W)30	CSPH*4812A**	58MEB100-20	41,000	12.0	14.0
3250006	24ABB342(A,W)30	CSPH*4812A**	58MEB120-20	41,000	12.0	14.0
3250041	24ABB342(A,W)30	CSPH*4812A**	58MV(B,C)040-14	41,000	11.2	13.5
3249963	24ABB342(A,W)30	CSPH*4812A**	58PH*110-20	41,000	12.0	14.0
3249964	24ABB342(A,W)30	CSPH*4812A**	58PH*135-20	41,000	12.0	14.0
3250040	24ABB342(A,W)30	CSPH*4812A**+TDR		41,500	11.0	13.2
3250047	24ABB342(A,W)30	FV4BN(B,F)003		40,500	11.5	14.0
3250048	24ABB342(A,W)30	FV4BN(B,F)005		41,500	11.7	14.0
3250049	24ABB342(A,W)30	FV4BNB006		42,500	12.0	14.0
3250045	24ABB342(A,W)30	FX4CN(B,F)042		41,500	11.2	13.5
3250043	24ABB342(A,W)30	FY4ANF042		41,000	11.0	13.0
3491211	24ABB342A50	†CAP**4221A**+TDR		41,000	11.0	13.0
3491213	24ABB342A50	CAP**4224A**+TDR		41,000	11.0	13.0
3491214	24ABB342A50	CAP**4817A**+TDR		40,500	11.0	13.2
3491215	24ABB342A50	CAP**4821A**+TDR		41,500	11.0	13.2
3491216	24ABB342A50	CAP**4824A**+TDR		41,500	11.0	13.2
3491222	24ABB342A50	CNPF*4818A**+TDR		41,500	11.0	13.2
3491220	24ABB342A50	CNPH*4221A**+TDR		41,000	11.0	13.0
3491221	24ABB342A50	CNPH*4821A**+TDR		41,500	11.0	13.2
3491212	24ABB342A50	CNPV*4217A**+TDR		41,000	11.0	13.0
3491217	24ABB342A50	CNPV*4221A**+TDR		41,000	11.0	13.0
3491218	24ABB342A50	CNPV*4821A**+TDR		41,500	11.0	13.2
3491219	24ABB342A50	CNPV*4824A**+TDR		41,500	11.0	13.2
3491223	24ABB342A50	CSPH*4212A**+TDR		41,000	11.0	13.2
3491224	24ABB342A50	CSPH*4812A**+TDR		41,500	11.0	13.2
3491641	24ABB342A60	†CAP**4221A**+TDR		41,000	11.0	13.0
3491643	24ABB342A60	CAP**4224A**+TDR		41,000	11.0	13.0
3491644	24ABB342A60	CAP**4817A**+TDR		40,500	11.0	13.2
3491645	24ABB342A60	CAP**4821A**+TDR		41,500	11.0	13.2
3491646	24ABB342A60	CAP**4824A**+TDR		41,500	11.0	13.2
3491652	24ABB342A60	CNPF*4818A**+TDR		41,500	11.0	13.2
3491650	24ABB342A60	CNPH*4221A**+TDR		41,000	11.0	13.0
3491651	24ABB342A60	CNPH*4821A**+TDR		41,500	11.0	13.2
3491642	24ABB342A60	CNPV*4217A**+TDR		41,000	11.0	13.0
3491647	24ABB342A60	CNPV*4221A**+TDR		41,000	11.0	13.0
3491648	24ABB342A60	CNPV*4821A**+TDR		41,500	11.0	13.2
3491649	24ABB342A60	CNPV*4824A**+TDR		41,500	11.0	13.2
3491653	24ABB342A60	CSPH*4212A**+TDR		41,000	11.0	13.2
3491654	24ABB342A60	CSPH*4812A**+TDR		41,500	11.0	13.2
3250050	24ABB348(A,W)31	†CAP**4821A**+TDR		46,000	11.0	13.2
3250143	24ABB348(A,W)31	CAP**4817A**	58MEB080-16	45,000	11.0	13.5
3250051	24ABB348(A,W)31	CAP**4817A**+TDR		45,000	11.0	13.2
3250055	24ABB348(A,W)31	CAP**4821A**	58CV(A,X)110-20	45,000	11.7	13.5
3250053	24ABB348(A,W)31	CAP**4821A**	58MV(B,C)080-20	44,500	11.5	13.5
3250054	24ABB348(A,W)31	CAP**4821A**	58MV(B,C)100-20	45,000	11.2	13.5
3250056	24ABB348(A,W)31	CAP**4821A**	58PH*090-16	45,000	11.7	13.5
3250057	24ABB348(A,W)31	CAP**4821A**	58PH*110-20	45,000	11.7	14.0
3250060	24ABB348(A,W)31	CAP**4824A**	58CV(A,X)135-22	45,000	11.7	14.0

See notes on page 21

24ABB3

AHRI COMBINATION RATINGS* CONTINUED

24ABB3

ARI Ref. No.	Model Number	Indoor Model	Furnace Model	Capacity	EERA	SEER
3250061	24ABB348(A,W)31	CAP**4824A**	58CV(A,X)155-22	45,000	12.0	14.0
3250059	24ABB348(A,W)31	CAP**4824A**	58MV(B,C)120-20	45,000	11.5	13.5
3250062	24ABB348(A,W)31	CAP**4824A**	58PH*135-20	45,500	11.7	13.5
3250058	24ABB348(A,W)31	CAP**4824A**+TDR		45,500	11.0	13.2
3250066	24ABB348(A,W)31	CAP**6021A**	58CV(A,X)110-20	46,000	12.0	14.0
3250146	24ABB348(A,W)31	CAP**6021A**	58MEB100-20	45,000	12.0	14.0
3250065	24ABB348(A,W)31	CAP**6021A**	58MV(B,C)100-20	46,000	11.7	13.5
3250068	24ABB348(A,W)31	CAP**6021A**	58PH*110-20	46,000	12.0	14.0
3250063	24ABB348(A,W)31	CAP**6021A**+TDR		46,000	11.2	13.2
3250071	24ABB348(A,W)31	CAP**6024A**	58CV(A,X)135-22	46,000	12.0	14.0
3250072	24ABB348(A,W)31	CAP**6024A**	58CV(A,X)155-22	46,000	12.2	14.5
3250147	24ABB348(A,W)31	CAP**6024A**	58MEB120-20	45,000	12.0	14.0
3250073	24ABB348(A,W)31	CAP**6024A**	58PH*135-20	46,000	12.0	14.0
3250069	24ABB348(A,W)31	CAP**6024A**+TDR		46,500	11.2	13.2
3250112	24ABB348(A,W)31	CNPF*4818A**+TDR		45,000	11.0	13.2
3250094	24ABB348(A,W)31	CNPH*4821A**	58CV(A,X)090-16	45,000	11.7	13.5
3250095	24ABB348(A,W)31	CNPH*4821A**	58CV(A,X)110-20	45,000	11.7	13.5
3250097	24ABB348(A,W)31	CNPH*4821A**	58CV(A,X)155-22	45,500	12.0	14.0
3250152	24ABB348(A,W)31	CNPH*4821A**	58MEB100-20	45,000	11.7	14.0
3250153	24ABB348(A,W)31	CNPH*4821A**	58MEB120-20	45,000	11.7	14.0
3250092	24ABB348(A,W)31	CNPH*4821A**	58MV(B,C)100-20	45,000	11.2	13.5
3250098	24ABB348(A,W)31	CNPH*4821A**	58PH*090-16	45,000	11.7	13.5
3250099	24ABB348(A,W)31	CNPH*4821A**	58PH*110-20	45,000	11.7	14.0
3250100	24ABB348(A,W)31	CNPH*4821A**	58PH*135-20	45,500	11.7	13.5
3250090	24ABB348(A,W)31	CNPH*4821A**+TDR		45,500	11.0	13.2
3250105	24ABB348(A,W)31	CNPH*6024A**	58CV(A,X)090-16	46,000	11.7	14.0
3250106	24ABB348(A,W)31	CNPH*6024A**	58CV(A,X)110-20	46,000	12.0	14.0
3250107	24ABB348(A,W)31	CNPH*6024A**	58CV(A,X)135-22	46,000	12.0	14.0
3250108	24ABB348(A,W)31	CNPH*6024A**	58CV(A,X)155-22	46,000	12.2	14.5
3250154	24ABB348(A,W)31	CNPH*6024A**	58MEB080-16	45,000	11.5	13.5
3250103	24ABB348(A,W)31	CNPH*6024A**	58MV(B,C)100-20	46,000	11.7	13.5
3250109	24ABB348(A,W)31	CNPH*6024A**	58PH*090-16	46,000	11.7	14.0
3250110	24ABB348(A,W)31	CNPH*6024A**	58PH*110-20	46,000	12.0	14.0
3250111	24ABB348(A,W)31	CNPH*6024A**	58PH*135-20	46,000	12.0	14.0
3250101	24ABB348(A,W)31	CNPH*6024A**+TDR		46,500	11.2	13.2
3250075	24ABB348(A,W)31	CNPV*4821A**	58MV(B,C)080-20	44,500	11.5	13.5
3250076	24ABB348(A,W)31	CNPV*4821A**	58MV(B,C)100-20	45,000	11.2	13.5
3250079	24ABB348(A,W)31	CNPV*4821A**	58PH*110-20	45,000	11.7	14.0
3250074	24ABB348(A,W)31	CNPV*4821A**+TDR		45,500	11.0	13.2
3250149	24ABB348(A,W)31	CNPV*4824A**	58MEB120-20	45,000	11.7	14.0
3250081	24ABB348(A,W)31	CNPV*4824A**	58MV(B,C)120-20	45,000	11.5	13.5
3250080	24ABB348(A,W)31	CNPV*4824A**+TDR		45,500	11.0	13.2
3250087	24ABB348(A,W)31	CNPV*6024A**	58CV(A,X)135-22	46,000	12.0	14.0
3250088	24ABB348(A,W)31	CNPV*6024A**	58CV(A,X)155-22	46,000	12.2	14.5
3250086	24ABB348(A,W)31	CNPV*6024A**	58MV(B,C)120-20	46,000	11.7	14.0
3250085	24ABB348(A,W)31	CNPV*6024A**+TDR		46,500	11.2	13.2
3250118	24ABB348(A,W)31	CSPH*4812A**	58CV(A,X)110-20	45,000	11.7	13.5
3250119	24ABB348(A,W)31	CSPH*4812A**	58CV(A,X)135-22	45,000	11.7	14.0
3250120	24ABB348(A,W)31	CSPH*4812A**	58CV(A,X)155-22	45,000	12.0	14.0
3250158	24ABB348(A,W)31	CSPH*4812A**	58MEB100-20	45,000	11.7	14.0
3250159	24ABB348(A,W)31	CSPH*4812A**	58MEB120-20	45,000	11.7	14.0
3250114	24ABB348(A,W)31	CSPH*4812A**	58MV(B,C)080-20	44,500	11.5	13.5
3250115	24ABB348(A,W)31	CSPH*4812A**	58MV(B,C)100-20	45,000	11.2	13.5
3250116	24ABB348(A,W)31	CSPH*4812A**	58MV(B,C)120-20	45,000	11.5	13.5
3250122	24ABB348(A,W)31	CSPH*4812A**	58PH*110-20	45,000	11.7	14.0
3250113	24ABB348(A,W)31	CSPH*4812A**+TDR		46,000	11.0	13.2
3250128	24ABB348(A,W)31	CSPH*6012A**	58CV(A,X)090-16	46,000	12.0	14.0
3250131	24ABB348(A,W)31	CSPH*6012A**	58CV(A,X)155-22	46,000	12.2	14.5
3250162	24ABB348(A,W)31	CSPH*6012A**	58MEB120-20	45,000	12.0	14.0
3250125	24ABB348(A,W)31	CSPH*6012A**	58MV(B,C)080-20	45,500	11.7	13.5
3250126	24ABB348(A,W)31	CSPH*6012A**	58MV(B,C)100-20	46,000	11.7	13.5
3250132	24ABB348(A,W)31	CSPH*6012A**	58PH*090-16	46,000	12.0	14.0
3250133	24ABB348(A,W)31	CSPH*6012A**	58PH*110-20	46,000	12.0	14.0
3250124	24ABB348(A,W)31	CSPH*6012A**+TDR		46,500	11.2	13.2
3250142	24ABB348(A,W)31	FV4BNB006		46,500	12.2	14.5
3250137	24ABB348(A,W)31	FX4CN(B,F)048		46,000	12.0	14.0
3250136	24ABB348(A,W)31	FY4ANB060		46,500	11.2	13.2
3250135	24ABB348(A,W)31	FY4ANF048		45,500	11.2	13.2
3492073	24ABB348A11	†CAP**4821A**+TDR		46,000	11.0	13.2
3492074	24ABB348A11	CAP**4817A**+TDR		45,000	11.0	13.2
3492075	24ABB348A11	CAP**4824A**+TDR		45,500	11.0	13.2
3492076	24ABB348A11	CAP**6021A**+TDR		46,000	11.2	13.2
3492077	24ABB348A11	CAP**6024A**+TDR		46,500	11.2	13.2
3492083	24ABB348A11	CNPF*4818A**+TDR		45,000	11.0	13.2
3492081	24ABB348A11	CNPH*4821A**+TDR		45,500	11.0	13.2
3492082	24ABB348A11	CNPH*6024A**+TDR		46,500	11.2	13.2

See notes on page 21

AHRI COMBINATION RATINGS* CONTINUED

ARI Ref. No.	Model Number	Indoor Model	Furnace Model	Capacity	EERA	SEER
3492078	24ABB348A11	CNPV*4821A**+TDR		45,500	11.0	13.2
3492079	24ABB348A11	CNPV*4824A**+TDR		45,500	11.0	13.2
3492080	24ABB348A11	CNPV*6024A**+TDR		46,500	11.2	13.2
3492084	24ABB348A11	CSPH*4812A**+TDR		46,000	11.0	13.2
3492085	24ABB348A11	CSPH*6012A**+TDR		46,500	11.2	13.2
3491328	24ABB348A51	†CAP**4821A**+TDR		46,000	11.0	13.2
3491329	24ABB348A51	CAP**4817A**+TDR		45,000	11.0	13.2
3491330	24ABB348A51	CAP**4824A**+TDR		45,500	11.0	13.2
3491331	24ABB348A51	CAP**6021A**+TDR		46,000	11.2	13.2
3491332	24ABB348A51	CAP**6024A**+TDR		46,500	11.2	13.2
3491338	24ABB348A51	CNPF*4818A**+TDR		45,000	11.0	13.2
3491336	24ABB348A51	CNPH*4821A**+TDR		45,500	11.0	13.2
3491337	24ABB348A51	CNPH*6024A**+TDR		46,500	11.2	13.2
3491333	24ABB348A51	CNPV*4821A**+TDR		45,500	11.0	13.2
3491334	24ABB348A51	CNPV*4824A**+TDR		45,500	11.0	13.2
3491335	24ABB348A51	CNPV*6024A**+TDR		46,500	11.2	13.2
3491339	24ABB348A51	CSPH*4812A**+TDR		46,000	11.0	13.2
3491340	24ABB348A51	CSPH*6012A**+TDR		46,500	11.2	13.2
3491758	24ABB348A61	†CAP**4821A**+TDR		46,000	11.0	13.2
3491759	24ABB348A61	CAP**4817A**+TDR		45,000	11.0	13.2
3491760	24ABB348A61	CAP**4824A**+TDR		45,500	11.0	13.2
3491761	24ABB348A61	CAP**6021A**+TDR		46,000	11.2	13.2
3491762	24ABB348A61	CAP**6024A**+TDR		46,500	11.2	13.2
3491768	24ABB348A61	CNPF*4818A**+TDR		45,000	11.0	13.2
3491766	24ABB348A61	CNPH*4821A**+TDR		45,500	11.0	13.2
3491767	24ABB348A61	CNPH*6024A**+TDR		46,500	11.2	13.2
3491763	24ABB348A61	CNPV*4821A**+TDR		45,500	11.0	13.2
3491764	24ABB348A61	CNPV*4824A**+TDR		45,500	11.0	13.2
3491765	24ABB348A61	CNPV*6024A**+TDR		46,500	11.2	13.2
3491769	24ABB348A61	CSPH*4812A**+TDR		46,000	11.0	13.2
3491770	24ABB348A61	CSPH*6012A**+TDR		46,500	11.2	13.2
3285396	24ABB360(A,W)32	†CAP**6024A**+TDR		57,500	11.0	13.0
3285405	24ABB360(A,W)32	CAP**6021A**	58PH*110-20	56,500	11.2	13.2
3285404	24ABB360(A,W)32	CAP**6021A**+TDR		56,500	11.0	13.0
3285407	24ABB360(A,W)32	CAP**6024A**	58CV(A,X)155-22	57,000	11.2	13.2
3285398	24ABB360(A,W)32	CAP**6024A**	58MEB120-20	56,500	11.0	13.2
3285400	24ABB360(A,W)32	CNPH*6024A**	58MEB100-20	56,500	11.0	13.2
3285401	24ABB360(A,W)32	CNPH*6024A**	58MEB120-20	56,500	11.0	13.2
3285414	24ABB360(A,W)32	CNPH*6024A**	58PH*110-20	56,500	11.2	13.2
3285411	24ABB360(A,W)32	CNPH*6024A**+TDR		57,000	11.0	13.0
3285409	24ABB360(A,W)32	CNPV*6024A**	58CV(A,X)135-22	56,500	11.2	13.2
3285410	24ABB360(A,W)32	CNPV*6024A**	58CV(A,X)155-22	57,000	11.2	13.2
3285408	24ABB360(A,W)32	CNPV*6024A**+TDR		57,000	11.0	13.0
3285417	24ABB360(A,W)32	CSPH*6012A**	58CV(A,X)155-22	56,500	11.2	13.2
3285403	24ABB360(A,W)32	CSPH*6012A**	58MEB120-20	56,500	11.0	13.2
3285418	24ABB360(A,W)32	CSPH*6012A**	58PH*110-20	56,500	11.2	13.2
3285415	24ABB360(A,W)32	CSPH*6012A**+TDR		57,500	11.0	13.0
3285422	24ABB360(A,W)32	FV4BNB006		57,500	11.5	13.5
3404614	24ABB360(A,W)32	FV4CNB006		57,500	11.5	13.5
3492188	24ABB360A12	†CAP**6024A**+TDR		57,500	11.0	13.0
3492189	24ABB360A12	CAP**6021A**+TDR		56,500	11.0	13.0
3492191	24ABB360A12	CNPH*6024A**+TDR		57,000	11.0	13.0
3492190	24ABB360A12	CNPV*6024A**+TDR		57,000	11.0	13.0
3492192	24ABB360A12	CSPH*6012A**+TDR		57,500	11.0	13.0
3491443	24ABB360A52	†CAP**6024A**+TDR		57,500	11.0	13.0
3491444	24ABB360A52	CAP**6021A**+TDR		56,500	11.0	13.0
3491446	24ABB360A52	CNPH*6024A**+TDR		57,000	11.0	13.0
3491445	24ABB360A52	CNPV*6024A**+TDR		57,000	11.0	13.0
3491447	24ABB360A52	CSPH*6012A**+TDR		57,500	11.0	13.0
3491874	24ABB360A62	†CAP**6024A**+TDR		57,500	11.0	13.0
3491875	24ABB360A62	CAP**6021A**+TDR		56,500	11.0	13.0
3491877	24ABB360A62	CNPH*6024A**+TDR		57,000	11.0	13.0
3491876	24ABB360A62	CNPV*6024A**+TDR		57,000	11.0	13.0
3491878	24ABB360A62	CSPH*6012A**+TDR		57,500	11.0	13.0

* AHRI = Air Conditioning, Heating & Refrigeration Institute

† Tested combination

EERA — Energy Efficiency Ratio — 'A' conditions — 80°F (26.6°C) indoor db/67°F (19.4°C) indoor wb & 95°F (35°C) outdoor wb.

SEER — Seasonal Energy Efficiency Ratio

TDR — Time—Delay Relay. In most cases, only one method should be used to achieve TDR function. Using more than one method in a system may cause degradation in performance. Use either the accessory Time—Delay Relay, KAATD0101TDR, or a furnace equipped with TDR. Most Carrier furnaces are equipped with TDR.

UI — User Interface

NOTES:

1. Ratings are net values reflecting the effects of circulating fan motor heat. Supplemental electric heat is not included.
2. Tested outdoor/indoor combinations have been tested in accordance with DOE test procedures for central air conditioners. Ratings for other combinations are determined under DOE computer simulation procedures.
3. Determine actual CFM values obtainable for your system by referring to fan performance data in fan coil or furnace coil literature.
4. Do not apply with capillary tube coils as performance and reliability are significantly affected.

24ABB3

DETAILED COOLING CAPACITIES#

EVAPORATOR AIR		CONDENSER ENTERING AIR TEMPERATURES ° F (° C)																	
CFM	EWB ° F (° C)	75 (23.9)			85 (29.4)			95 (35)			105 (40.6)			115 (46.1)			125 (51.7)		
		Capacity MBtuh		Total System KW**	Capacity MBtuh		Total System KW**	Capacity MBtuh		Total System KW**	Capacity MBtuh		Total System KW**	Capacity MBtuh		Total System KW**	Capacity MBtuh		Total System KW**
		Total	Sens†		Total	Sens†		Total	Sens†		Total	Sens†		Total	Sens†		Total	Sens†	
	72 (22.2)	20.79	10.51	1.27	19.89	10.18	1.42	18.93	9.83	1.58	17.94	9.47	1.77	16.87	9.09	1.97	15.67	8.67	2.20
	67 (19.4)	19.09	12.93	1.27	18.24	12.58	1.42	17.33	12.21	1.59	16.39	11.84	1.77	15.37	11.44	1.98	14.26	11.01	2.20
525	63 (17.2)††	17.84	12.55	1.27	17.02	12.19	1.42	16.15	11.82	1.59	15.24	11.43	1.78	14.26	11.02	1.98	13.22	10.58	2.20
	62 (16.7)	17.53	15.32	1.27	16.74	14.95	1.42	15.91	14.57	1.59	15.04	14.16	1.78	14.17	14.17	1.98	13.33	13.33	2.20
	57 (13.9)	17.00	17.00	1.27	16.36	16.36	1.42	15.67	15.67	1.59	14.95	14.95	1.78	14.18	14.18	1.98	13.33	13.33	2.20
	72 (22.2)	21.12	11.01	1.29	20.19	10.67	1.44	19.19	10.32	1.61	18.18	9.96	1.80	17.07	9.57	2.00	15.84	9.15	2.22
	67 (19.4)	19.42	13.74	1.29	18.54	13.39	1.45	17.60	13.02	1.61	16.63	12.65	1.80	15.59	12.24	2.00	14.44	11.80	2.23
600	63 (17.2)††	18.17	13.32	1.30	17.32	12.96	1.45	16.43	12.58	1.62	15.49	12.19	1.80	14.48	11.77	2.01	13.40	11.33	2.23
	62 (16.7)	17.93	16.44	1.30	17.12	16.06	1.45	16.30	16.21	1.62	15.53	15.53	1.80	14.71	14.71	2.01	13.81	13.81	2.23
	57 (13.9)	17.70	17.70	1.30	17.02	17.02	1.45	16.29	16.29	1.62	15.53	15.53	1.80	14.71	14.71	2.01	13.81	13.81	2.23
	72 (22.2)	21.35	11.48	1.32	20.39	11.14	1.47	19.37	10.79	1.64	18.34	10.43	1.83	17.20	10.04	2.03	15.94	9.61	2.25
	67 (19.4)	19.66	14.52	1.32	18.76	14.17	1.47	17.79	13.80	1.64	16.81	13.42	1.83	15.74	13.01	2.03	14.58	12.56	2.25
675	63 (17.2)††	18.41	14.06	1.32	17.55	13.70	1.48	16.63	13.31	1.64	15.67	12.92	1.83	14.64	12.49	2.03	13.54	12.03	2.26
	62 (16.7)	18.28	18.11	1.32	17.55	17.55	1.48	16.79	16.79	1.64	15.99	15.99	1.83	15.13	15.13	2.03	14.18	14.18	2.25
	57 (13.9)	18.26	18.26	1.32	17.55	17.55	1.48	16.79	16.79	1.64	15.99	15.99	1.83	15.13	15.13	2.03	14.18	14.18	2.25

24ABB3 (A,W)S1 Outdoor Section With CAP**1814A** Indoor Section

COOLING INDOOR MODEL	CAPACITY	POWER	FURNACE MODEL
CNPV*2417A**	1.01	0.90	58MV(B,C)060-14
CSPH*2412A**	1.02	0.91	58MV(B,C)060-14
CNPV*2417A**	1.01	0.90	58MV(B,C)080-14
CSPH*2412A**	1.02	0.91	58MV(B,C)080-14
CNPV*2417A**	1.01	0.90	58MV(B,C)080-14
CSPH*2412A**	1.01	0.90	58MV(B,C)080-14
CNPV*1814A**	1.01	0.92	58PH*045-08
CNPV*2417A**	1.02	0.91	58PH*045-08
CNPV*1814A**	1.01	0.92	58PH*045-08
CNPV*2417A**	1.02	0.91	58PH*045-08
CNPV*2412A**	1.02	0.91	58PH*045-08

See notes on page 30

COOLING INDOOR MODEL	CAPACITY	POWER	FURNACE MODEL
*CAP**1814A**	1.00	1.00	
CAP**2414A**	1.02	1.01	
CAP**2417A**	1.02	1.01	
CNPF*2418A**	1.02	1.01	
CNPV*2417A**	1.02	1.01	
CNPV*1814A**	1.00	1.00	
CNPV*2414A**	1.02	1.01	
CNPV*2417A**	1.02	1.01	
CSPH*2412A**	1.02	1.01	
FE4ANF002	0.98	0.88	
FF1ENP018	0.99	0.99	
FV4BNF002	0.98	0.88	
FX4CNF018	1.02	0.93	
FY4ANF018	1.01	1.01	
FY4ANF024	1.02	1.02	
CAP**1814A**	0.99	0.90	58CV(A,X)070-12
CAP**2414A**	1.01	0.90	58CV(A,X)070-12
CNPV*2417A**	1.01	0.90	58CV(A,X)070-12
CNPV*1814A**	0.99	0.90	58CV(A,X)070-12
CNPV*2414A**	1.01	0.90	58CV(A,X)070-12
CSPH*2412A**	1.02	0.91	58CV(A,X)070-12
CAP**2417A**	1.01	0.90	58CV(A,X)090-16
CNPV*2417A**	1.01	0.90	58CV(A,X)090-16
CNPV*2417A**	1.01	0.90	58CV(A,X)090-16
CSPH*2412A**	1.02	0.91	58CV(A,X)090-16
CAP**2417A**	1.02	0.89	58MEB040-12
CNPV*2417A**	1.02	0.91	58MEB040-12
CNPV*2417A**	1.02	0.91	58MEB040-12
CSPH*2412A**	1.02	0.91	58MEB040-12
CAP**2417A**	1.02	0.89	58MEB060-12
CNPV*2417A**	1.02	0.91	58MEB060-12
CNPV*2417A**	1.02	0.91	58MEB060-12
CSPH*2412A**	1.02	0.91	58MEB060-12
CAP**2417A**	1.01	0.90	58MV(B,C)060-14
CNPV*2417A**	1.01	0.90	58MV(B,C)060-14

DETAILED COOLING CAPACITIES# CONTINUED

EVAPORATOR AIR		CONDENSER ENTERING AIR TEMPERATURES ° F (° C)																							
		75 (23.9)				85 (29.4)				95 (35)				105 (40.6)				115 (46.1)				125 (51.7)			
CFM	EWB ° F (° C)	Capacity MBTuh		Total System KW**	Capacity MBTuh		Total System KW**	Capacity MBTuh		Total System KW**	Capacity MBTuh		Total System KW**	Capacity MBTuh		Total System KW**	Capacity MBTuh		Total System KW**	Capacity MBTuh		Total System KW**			
		Total	Sens†		Total	Sens†		Total	Sens†		Total	Sens†		Total	Sens†		Total	Sens†		Total	Sens†		Total	Sens†	
700	72 (22.2)	27.09	13.27	1.65	25.82	12.82	1.85	24.63	12.41	2.06	23.42	12.00	2.30	22.08	11.54	2.56	20.57	11.04	2.84	19.09	10.58	3.12	17.82	10.14	3.40
	67 (19.4)	24.89	16.41	1.65	23.83	15.99	1.84	22.71	15.56	2.05	21.55	15.13	2.29	20.30	14.66	2.56	18.89	14.14	2.84	17.33	13.71	3.12	15.57	13.29	3.40
	63 (17.2)††	23.39	15.98	1.64	22.38	15.55	1.84	21.29	15.11	2.05	20.18	14.66	2.29	18.98	14.17	2.56	17.65	13.64	2.84	16.00	13.29	3.12	14.42	12.85	3.40
	62 (16.7)	23.01	19.56	1.64	22.03	19.14	1.84	20.99	18.67	2.05	19.94	18.19	2.29	18.91	18.91	2.56	17.82	17.82	2.84	16.66	17.82	3.12	16.66	17.82	3.40
	67 (19.4)	22.46	22.46	1.64	21.66	21.66	1.84	20.79	20.79	2.05	19.89	19.89	2.29	18.91	18.91	2.56	17.82	17.82	2.84	16.66	17.82	3.12	16.66	17.82	3.40
	72 (22.2)	27.52	13.92	1.69	26.15	13.46	1.88	24.91	13.04	2.10	23.67	12.62	2.33	22.29	12.16	2.59	20.73	11.65	2.88	19.09	11.65	3.12	17.82	11.65	3.40
	67 (19.4)	25.25	17.44	1.68	24.16	17.03	1.88	23.00	16.60	2.09	21.82	16.16	2.33	20.53	15.69	2.59	19.09	15.16	2.88	17.33	15.16	3.12	15.16	15.16	3.40
	63 (17.2)††	23.76	16.95	1.68	22.72	16.53	1.87	21.60	16.08	2.09	20.46	15.63	2.33	19.22	15.14	2.59	17.98	14.60	2.88	16.00	14.60	3.12	14.60	14.60	3.40
	62 (16.7)	23.30	20.99	1.68	22.49	20.52	1.87	21.52	20.52	2.09	20.58	20.58	2.33	19.54	19.54	2.59	18.38	18.38	2.88	17.33	18.38	3.12	17.33	18.38	3.40
	57 (13.9)	23.40	23.30	1.68	22.44	22.44	1.87	21.53	21.53	2.09	20.58	20.58	2.33	19.54	19.54	2.59	18.38	18.38	2.88	16.66	18.38	3.12	16.66	18.38	3.40
900	72 (22.2)	27.79	14.53	1.73	26.41	14.07	1.92	25.10	13.63	2.13	23.83	13.21	2.37	22.42	12.76	2.63	20.83	12.24	2.91	19.09	12.24	3.12	17.82	12.24	3.40
	67 (19.4)	25.51	18.45	1.72	24.38	18.03	1.91	23.21	17.59	2.13	22.00	17.15	2.37	20.68	16.66	2.63	19.22	16.12	2.91	17.33	16.12	3.12	15.16	16.12	3.40
	63 (17.2)††	24.03	17.89	1.72	22.96	17.47	1.91	21.82	17.01	2.13	20.66	16.55	2.36	19.39	16.05	2.63	18.01	15.49	2.92	16.00	15.49	3.12	15.49	16.05	3.40
	62 (16.7)	23.97	23.97	1.72	23.07	23.07	1.91	22.11	22.11	2.12	21.12	21.12	2.36	20.03	20.03	2.63	18.82	18.82	2.91	17.33	18.82	3.12	17.33	18.82	3.40
	57 (13.9)	23.96	23.96	1.72	23.07	23.07	1.91	22.11	22.11	2.12	21.12	21.12	2.36	20.04	20.04	2.63	18.82	18.82	2.91	16.66	18.82	3.12	16.66	18.82	3.40

24ABB324(A,W)31 Outdoor Section With CAP**2414A** Indoor Section

COOLING INDOOR MODEL		CAPACITY	POWER	FURNACE MODEL		COOLING INDOOR MODEL		CAPACITY	POWER	FURNACE MODEL														
Model	Power			Model	Power	Model	Power			Model	Power													
*CAP**2414A**	1.00	1.00	1.00	58CV(A,X)070-12	0.91	58CV(A,X)110-20	CNPH*2417A**	1.01	0.93	58CV(A,X)110-20	0.99	CNPH*2417A**	1.01	0.91	58CV(A,X)110-20	0.93	CNPH*2417A**	1.01	0.91	58CV(A,X)110-20	0.93	58MV(B,C)060-14	0.92	58MV(B,C)060-14
CAP**2417A**	1.00	1.00	1.00	58CV(A,X)070-12	0.92	58CV(A,X)110-20	CNPH*3017A**	1.01	0.91	58CV(A,X)110-20	1.01	CNPH*3017A**	1.01	0.91	58CV(A,X)110-20	0.92	CNPH*3017A**	1.01	0.92	CNPH*3017A**	1.01	58MV(B,C)060-14	0.92	58MV(B,C)060-14
CAP**3017A**	1.01	1.01	1.01	58CV(A,X)070-12	0.93	58CV(A,X)110-20	CSPH*2412A**	1.01	0.92	58CV(A,X)110-20	1.01	CSPH*2412A**	1.01	0.92	58CV(A,X)110-20	0.92	CSPH*2412A**	1.01	0.92	CSPH*2412A**	1.01	58MV(B,C)060-14	0.92	58MV(B,C)060-14
CNPH*2418A**	1.00	1.00	1.00	58CV(A,X)070-12	0.92	58CV(A,X)135-22	CNPH*2417A**	1.01	0.91	58CV(A,X)135-22	1.01	CNPH*2417A**	1.01	0.91	58CV(A,X)135-22	0.92	CNPH*2417A**	1.01	0.91	CNPH*2417A**	1.01	58MV(B,C)060-14	0.92	58MV(B,C)060-14
CNPH*2417A**	1.00	1.00	1.00	58CV(A,X)070-12	0.92	58CV(A,X)135-22	CNPH*3017A**	1.01	0.91	58CV(A,X)135-22	1.01	CNPH*3017A**	1.01	0.91	58CV(A,X)135-22	0.92	CNPH*3017A**	1.01	0.91	CNPH*3017A**	1.01	58MV(B,C)060-14	0.92	58MV(B,C)060-14
CNPH*3017A**	1.01	1.01	1.01	58CV(A,X)070-12	0.92	58CV(A,X)135-22	CSPH*2412A**	1.01	0.92	58CV(A,X)135-22	1.01	CSPH*2412A**	1.01	0.92	58CV(A,X)135-22	0.92	CSPH*2412A**	1.01	0.92	CSPH*2412A**	1.01	58MV(B,C)060-14	0.92	58MV(B,C)060-14
CNPV*2414A**	1.00	1.00	1.00	58CV(A,X)070-12	0.92	58CV(A,X)135-22	CSPH*3012A**	1.01	0.91	58CV(A,X)135-22	1.01	CSPH*3012A**	1.01	0.91	58CV(A,X)135-22	0.92	CSPH*3012A**	1.01	0.91	CSPH*3012A**	1.01	58MV(B,C)060-14	0.92	58MV(B,C)060-14
CNPV*2417A**	1.00	1.00	1.00	58CV(A,X)070-12	0.92	58CV(A,X)155-22	CNPH*2417A**	1.01	0.91	58CV(A,X)155-22	1.01	CNPH*2417A**	1.01	0.91	58CV(A,X)155-22	0.92	CNPH*2417A**	1.01	0.91	CNPH*2417A**	1.01	58MV(B,C)060-14	0.92	58MV(B,C)060-14
CNPV*3017A**	1.01	1.01	1.01	58CV(A,X)070-12	0.92	58CV(A,X)155-22	CNPH*3017A**	1.01	0.91	58CV(A,X)155-22	1.01	CNPH*3017A**	1.01	0.91	58CV(A,X)155-22	0.92	CNPH*3017A**	1.01	0.91	CNPH*3017A**	1.01	58MV(B,C)060-14	0.92	58MV(B,C)060-14
FE4AN(F)003	1.02	0.92	0.92	58CV(A,X)090-16	0.91	58MEB040-12	CSPH*2412A**	1.01	0.92	58MEB040-12	1.01	CSPH*2412A**	1.01	0.92	58MEB040-12	0.92	CSPH*2412A**	1.01	0.92	CSPH*2412A**	1.01	58MV(B,C)100-20	0.92	58MV(B,C)100-20
FE4ANF002	0.98	0.90	0.90	58CV(A,X)090-16	0.92	58MEB040-12	CAP**2417A**	1.03	0.93	58MEB040-12	1.03	CAP**2417A**	1.03	0.93	58MEB040-12	0.92	CAP**2417A**	1.03	0.92	CAP**2417A**	1.03	58MV(B,C)100-20	0.92	58MV(B,C)100-20
FF1ENP024	0.98	0.98	0.98	58CV(A,X)090-16	0.92	58MEB040-12	CNPV*2417A**	1.03	0.93	58MEB040-12	1.03	CNPV*2417A**	1.03	0.93	58MEB040-12	0.92	CNPV*2417A**	1.03	0.92	CNPV*2417A**	1.03	58MV(B,C)100-20	0.92	58MV(B,C)100-20
FF1ENP030	1.00	1.01	1.01	58CV(A,X)090-16	0.92	58MEB040-12	CNPV*3017A**	1.03	0.93	58MEB040-12	1.03	CNPV*3017A**	1.03	0.93	58MEB040-12	0.92	CNPV*3017A**	1.03	0.92	CNPV*3017A**	1.03	58MV(B,C)100-20	0.92	58MV(B,C)100-20
FV4BN(B)F003	1.02	0.92	0.92	58CV(A,X)090-16	0.92	58MEB040-12	CNPV*2417A**	1.03	0.93	58MEB040-12	1.03	CNPV*2417A**	1.03	0.93	58MEB040-12	0.92	CNPV*2417A**	1.03	0.92	CNPV*2417A**	1.03	58MV(B,C)120-20	0.92	58MV(B,C)120-20
FV4BNF002	0.98	0.90	0.90	58CV(A,X)090-16	0.92	58MEB040-12	CSPH*2412A**	1.02	0.92	58MEB040-12	1.02	CSPH*2412A**	1.02	0.92	58MEB040-12	0.92	CSPH*2412A**	1.02	0.92	CSPH*2412A**	1.02	58MV(B,C)120-20	0.92	58MV(B,C)120-20
FV4CNF024	1.01	0.95	0.95	58CV(A,X)090-16	0.92	58MEB040-12	CSPH*3012A**	1.03	0.93	58MEB040-12	1.03	CSPH*3012A**	1.03	0.93	58MEB040-12	0.92	CSPH*3012A**	1.03	0.92	CSPH*3012A**	1.03	58MV(B,C)120-20	0.92	58MV(B,C)120-20
FV4CNF030	1.02	0.93	0.93	58CV(A,X)090-16	0.92	58MEB040-12	CAP**2417A**	1.02	0.92	58MEB040-12	1.02	CAP**2417A**	1.02	0.92	58MEB040-12	0.92	CAP**2417A**	1.02	0.92	CAP**2417A**	1.02	58MV(B,C)120-20	0.92	58MV(B,C)120-20
FV4ANF024	1.00	1.00	1.00	58CV(A,X)090-16	0.92	58MEB040-12	CAP**3017A**	1.03	0.93	58MEB040-12	1.03	CAP**3017A**	1.03	0.93	58MEB040-12	0.92	CAP**3017A**	1.03	0.92	CAP**3017A**	1.03	58MV(B,C)120-20	0.92	58MV(B,C)120-20
FV4ANF030	1.01	1.01	1.01	58CV(A,X)090-16	0.92	58MEB040-12	CNPH*2417A**	1.01	0.91	58MEB040-12	1.01	CNPH*2417A**	1.01	0.91	58MEB040-12	0.92	CNPH*2417A**	1.01	0.91	CNPH*2417A**	1.01	58MV(B,C)120-20	0.92	58MV(B,C)120-20
CAP**2414A**	0.99	0.91	0.91	58CV(A,X)070-12	0.92	58MEB040-12	CNPV*2417A**	1.01	0.91	58MEB040-12	1.01	CNPV*2417A**	1.01	0.91	58MEB040-12	0.92	CNPV*2417A**	1.01	0.91	CNPV*2417A**	1.01	58MV(B,C)120-20	0.92	58MV(B,C)120-20
CAP**3014A**	1.00	0.92	0.92	58CV(A,X)070-12	0.92	58MEB040-12	CNPV*3017A**	1.01	0.91	58MEB040-12	1.01	CNPV*3017A**	1.01	0.91	58MEB040-12	0.92	CNPV*3017A**	1.01	0.91	CNPV*3017A**	1.01	58MV(B,C)120-20	0.92	58MV(B,C)120-20
CNPH*2417A**	0.99	0.93	0.93	58CV(A,X)070-12	0.92	58MEB040-12	CNPV*2417A**	1.03	0.93	58MEB040-12	1.03	CNPV*2417A**	1.03	0.93	58MEB040-12	0.92	CNPV*2417A**	1.03	0.92	CNPV*2417A**	1.03	58MV(B,C)120-20	0.92	58MV(B,C)120-20
CNPH*3017A**	1.00	0.92	0.92	58CV(A,X)070-12	0.92	58MEB040-12	CSPH*2412A**	1.02	0.92	58MEB040-12	1.02	CSPH*2412A**	1.02	0.92										

DETAILED COOLING CAPACITIES# CONTINUED

24ABB330(A,W)31, 51 Outdoor Section With CAP**3014A** Indoor Section

COOLING INDOOR MODEL	CAPACITY	POWER	FURNACE MODEL
CNPH*3617A**	1.00	0.92	58MVB040-14
CSPH*3012A**	1.00	0.92	58MVB040-14
CSPH*3612A**	1.01	0.91	58MVB040-14
CAP**3017A**	1.00	0.92	58PH*070-16
CAP**3617A**	1.01	0.93	58PH*070-16
CNPH*3017A**	1.00	0.94	58PH*070-16
CNPH*3617A**	1.00	0.94	58PH*070-16
CNPV*3017A**	1.00	0.94	58PH*070-16
CNPV*3617A**	1.00	0.94	58PH*070-16
CSPH*3012A**	1.01	0.95	58PH*070-16
CSPH*3612A**	1.01	0.94	58PH*070-16
CAP**3621A**	1.01	0.91	58PH*090-16
CNPH*3017A**	1.01	0.93	58PH*090-16
CNPH*3617A**	1.01	0.93	58PH*090-16
CNPV*3621A**	1.01	0.93	58PH*090-16
CNPV*4821A**	1.04	0.92	58PH*090-16
CSPH*3012A**	1.01	0.93	58PH*090-16
CSPH*3612A**	1.01	0.91	58PH*090-16

See notes on page 30

DETAILED COOLING CAPACITIES# CONTINUED

EVAPORATOR AIR		CONDENSER ENTERING AIR TEMPERATURES ° F (° C)																							
		75 (23.9)				85 (29.4)				95 (35)				105 (40.6)				115 (46.1)				125 (51.7)			
		CFM	EWB ° F (° C)	Capacity MBtuh		Total System KW**	Capacity MBtuh		Total System KW**	Capacity MBtuh		Total System KW**	Capacity MBtuh		Total System KW**	Capacity MBtuh		Total System KW**	Capacity MBtuh		Total System KW**				
Total	Sens†			Total	Sens†		Total	Sens†		Total	Sens†		Total	Sens†		Total	Sens†								
1050	72 (22.2)	40.22	21.00	2.54	38.50	20.34	2.79	36.66	19.65	3.07	34.69	18.93	3.39	32.56	18.15	3.74	30.22	17.30	4.20						
	67 (19.4)	36.61	25.73	2.51	35.00	25.05	2.76	33.29	24.35	3.04	31.46	23.60	3.36	29.49	22.81	3.74	27.34	21.95	4.18						
	63 (17.2)††	34.02	24.88	2.49	32.50	24.20	2.74	30.89	23.49	3.02	29.17	22.73	3.35	27.32	21.94	3.73	25.29	21.07	4.18						
	62 (16.7)	33.42	30.44	2.49	31.97	29.75	2.74	30.45	29.01	3.02	28.86	28.20	3.35	27.29	27.29	3.73	25.64	25.64	4.18						
	67 (19.4)	32.55	32.55	2.48	31.38	31.38	2.73	30.12	30.12	3.02	28.77	28.77	3.35	27.29	27.29	3.73	25.65	25.65	4.18						
	72 (22.2)	40.90	21.97	2.60	39.11	21.31	2.85	37.20	20.61	3.13	35.17	19.88	3.45	32.96	19.09	3.82	30.54	18.23	4.25						
1200	67 (19.4)	37.25	27.30	2.57	35.57	26.61	2.82	33.30	25.90	3.10	31.91	25.15	3.42	29.88	24.35	3.80	27.67	23.48	4.24						
	63 (17.2)††	34.63	26.36	2.55	33.04	25.66	2.80	31.38	24.94	3.08	29.60	24.18	3.41	27.69	23.37	3.79	25.61	22.48	4.24						
	62 (16.7)	34.19	32.60	2.55	32.73	31.85	2.80	31.24	31.24	3.08	29.83	29.83	3.41	28.26	26.26	3.79	26.52	26.52	4.24						
	57 (13.9)	33.87	33.87	2.55	32.61	32.61	2.80	31.27	31.27	3.08	29.83	29.83	3.41	28.26	26.26	3.79	26.52	26.52	4.24						
	72 (22.2)	41.40	22.89	2.66	39.55	22.22	2.91	37.60	21.52	3.19	35.50	20.77	3.51	33.24	19.97	3.88	30.75	19.10	4.31						
	67 (19.4)	37.72	28.79	2.63	36.00	28.11	2.88	34.19	27.39	3.14	32.26	26.63	3.48	30.19	25.81	3.86	27.93	24.92	4.29						
1350	63 (17.2)††	35.09	27.77	2.61	33.47	27.07	2.86	31.76	26.34	3.14	29.94	25.57	3.47	27.99	24.73	3.85	25.88	23.82	4.30						
	62 (16.7)	34.90	34.90	2.61	33.63	33.63	2.86	32.22	32.22	3.15	30.70	30.70	3.47	29.05	29.05	3.85	27.22	27.22	4.30						
	57 (13.9)	34.96	34.96	2.61	33.64	33.64	2.86	32.23	32.23	3.15	30.70	30.70	3.47	29.05	29.05	3.85	27.22	27.22	4.29						

24ABB30(A,W)31, 51, 61 Outdoor Section With CAP*3617A Indoor Section

COOLING INDOOR MODEL		CAPACITY		POWER	FURNACE MODEL	
		Total	Sens†		Total	Sens†
*CAP**3617A**	1.00	1.00	1.00	0.90	58CV(A,X)090-16	58MEB080-12
CAP**3614A**	0.97	0.97	0.90	0.90	58CV(A,X)090-16	58MEB080-12
CAP**3621A**	1.00	1.00	0.92	0.92	58CV(A,X)110-20	58MEB080-12
CAP**4221A**	1.01	1.01	0.90	0.90	58CV(A,X)110-20	58MEB080-12
CAP**4224A**	1.00	1.00	0.94	0.94	58CV(A,X)110-20	58MEB080-16
CNP**3618A**	1.00	1.00	0.93	0.93	58CV(A,X)110-20	58MEB080-16
CNP**3617A**	1.00	1.00	0.94	0.94	58CV(A,X)110-20	58MEB080-16
CNP**4221A**	1.01	1.01	0.90	0.90	58CV(A,X)110-20	58MEB080-16
CNP**3617A**	1.00	1.00	0.93	0.93	58CV(A,X)110-20	58MEB080-16
CNP**4217A**	1.00	1.00	0.91	0.91	58CV(A,X)135-22	58MEB080-16
CNP**4217A**	1.00	1.00	0.90	0.90	58CV(A,X)135-22	58MEB080-16
CNP**4221A**	1.01	1.01	0.92	0.92	58CV(A,X)155-22	58MEB080-16
CNP**4221A**	1.00	1.00	0.91	0.91	58CV(A,X)155-22	58MEB100-20
FE4AN(B,F)003	0.99	0.99	0.90	0.90	58CV(A,X)135-22	58MEB100-20
FE4AN(B,F)005	1.03	1.03	0.94	0.94	58CV(A,X)155-22	58MEB100-20
FE4ANF002	0.99	0.99	0.94	0.94	58CV(A,X)155-22	58MEB100-20
FE4ANB004	1.04	1.04	0.94	0.94	58CV(A,X)155-22	58MEB100-20
FF1ENP036	0.99	0.99	0.99	0.99	58MEB040-12	58MEB100-20
FV4BN(B,F)003	0.99	0.99	0.90	0.90	58MEB040-12	58MEB100-20
FV4BN(B,F)005	1.03	1.03	0.94	0.94	58MEB040-12	58MEB100-20
FV4BNB006	1.04	1.04	0.95	0.95	58MEB040-12	58MEB100-20
FV4BNF002	0.99	0.99	0.94	0.94	58MEB040-12	58MEB100-20
FV4BNF003	1.01	1.01	0.94	0.94	58MEB040-12	58MEB100-20
FV4BNF042	1.03	1.03	0.96	0.96	58MEB040-12	58MEB100-20
FV4ANF036	0.98	0.98	0.98	0.98	58MEB040-12	58MEB100-20
FV4ANF042	1.01	1.01	1.00	1.00	58MEB040-12	58MEB100-20
CAP**3614A**	0.96	0.96	0.91	0.91	58CV(A,X)070-12	58MV(B,C)060-14
CNP**3617A**	0.98	0.98	0.93	0.93	58CV(A,X)070-12	58MV(B,C)060-14
CNP**4221A**	0.99	0.99	0.94	0.94	58CV(A,X)070-12	58MV(B,C)060-14
CSPH**3612A**	0.99	0.99	0.93	0.93	58CV(A,X)070-12	58MV(B,C)060-14
CAP**3617A**	0.99	0.99	0.93	0.93	58CV(A,X)090-16	58MV(B,C)060-14
CNP**3617A**	0.98	0.98	0.93	0.93	58CV(A,X)090-16	58MV(B,C)060-14
CNP**4221A**	1.01	1.01	0.90	0.90	58CV(A,X)090-16	58MV(B,C)060-20
CNP**3617A**	0.98	0.98	0.93	0.93	58CV(A,X)090-16	58MV(B,C)060-20
CNP**4217A**	1.00	1.00	0.93	0.93	58CV(A,X)090-16	58MV(B,C)060-20

DETAILED COOLING CAPACITIES# CONTINUED

24ABB30(A,W)31, 51, 61 Outdoor Section With CAP*3617A Indoor Section

COOLING INDOOR MODEL	CAPACITY	POWER	FURNACE MODEL
CNPH*4221A**	0.99	0.93	58MV(B,C)080-20
CNPV*3621A**	0.98	0.93	58MV(B,C)080-20
CNPV*4221A**	0.99	0.93	58MV(B,C)080-20
CSPH*3612A**	0.99	0.93	58MV(B,C)080-20
CSPH*4212A**	0.99	0.90	58MV(B,C)080-20
CAP**3621A**	0.99	0.93	58MV(B,C)100-20
CAP**4221A**	1.00	0.93	58MV(B,C)100-20
CNPH*3617A**	0.99	0.94	58MV(B,C)100-20
CNPH*4221A**	1.00	0.93	58MV(B,C)100-20
CNPV*3621A**	0.99	0.94	58MV(B,C)100-20
CNPV*4221A**	1.00	0.93	58MV(B,C)100-20
CSPH*3612A**	0.99	0.90	58MV(B,C)100-20
CSPH*4212A**	1.00	0.91	58MV(B,C)100-20
CAP**4224A**	0.99	0.90	58MV(B,C)120-20
CNPH*3617A**	0.99	0.94	58MV(B,C)120-20
CNPH*4221A**	0.99	0.93	58MV(B,C)120-20
CSPH*3612A**	0.99	0.90	58MV(B,C)120-20
CSPH*4212A**	0.99	0.90	58MV(B,C)120-20
CAP**4224A**	0.99	0.92	58MV(B)040-14
CNPH*3617A**	0.98	0.93	58MV(B)040-14
CNPH*4221A**	0.99	0.94	58MV(B)040-14
CSPH*3612A**	0.99	0.94	58MV(B)040-14
CSPH*4212A**	0.99	0.93	58MV(B)040-14
CAP**3617A**	0.99	0.96	58PH*070-16
CAP**4817A**	1.02	0.95	58PH*070-16
CNPH*3617A**	0.98	0.97	58PH*070-16
CNPH*4221A**	0.99	0.97	58PH*070-16
CNPV*3617A**	0.98	0.96	58PH*070-16
CNPV*4217A**	1.00	0.93	58PH*070-16
CSPH*3612A**	1.01	0.95	58PH*070-16
CSPH*4212A**	1.02	0.95	58PH*070-16
CAP**3621A**	1.00	0.91	58PH*090-16
CAP**4221A**	1.01	0.91	58PH*090-16
CNPH*3617A**	0.99	0.92	58PH*090-16
CNPH*4221A**	1.01	0.91	58PH*090-16
CNPV*3621A**	0.99	0.92	58PH*090-16
CNPV*4821A**	1.01	0.91	58PH*090-16
CNPH*3612A**	1.02	0.91	58PH*090-16
CSPH*4212A**	1.02	0.92	58PH*090-16
CSPH*3612A**	1.02	0.93	58PH*090-16
CAP**3621A**	1.01	0.91	58PH*110-20
CAP**4221A**	1.01	0.92	58PH*110-20
CNPH*3617A**	0.99	0.93	58PH*110-20
CNPH*4221A**	1.01	0.91	58PH*110-20
CNPV*3621A**	0.99	0.93	58PH*110-20
CNPV*4221A**	1.01	0.91	58PH*110-20
CNPH*4821A**	1.03	0.92	58PH*110-20
CSPH*3612A**	1.02	0.92	58PH*110-20
CSPH*4212A**	1.03	0.94	58PH*110-20

See notes on page 30

DETAILED COOLING CAPACITIES# CONTINUED

EVAPORATOR AIR		CONDENSER ENTERING AIR TEMPERATURES ° F (° C)																							
		75 (23.9)				85 (29.4)				95 (35)				105 (40.6)				115 (46.1)				125 (51.7)			
		CFM	EWB ° F (° C)	Capacity MBTuh		Total System KW**	Capacity MBTuh		Total System KW**	Capacity MBTuh		Total System KW**	Capacity MBTuh		Total System KW**	Capacity MBTuh		Total System KW**	Capacity MBTuh		Total System KW**				
Total	Sens†			Total	Sens†		Total	Sens†		Total	Sens†		Total	Sens†		Total	Sens†								
1225	72 (22.2)	48.49	25.49	3.39	46.39	24.69	3.73	44.18	23.85	4.11	41.83	22.97	4.52	39.28	22.03	4.98	36.45	21.00	5.47						
	67 (19.4)	44.47	31.36	3.33	42.52	30.54	3.67	40.46	29.67	4.05	38.28	28.77	4.47	35.93	27.82	4.92	33.34	26.78	5.42						
	63 (17.2)††	41.53	30.43	3.29	39.69	29.59	3.63	37.74	28.72	4.01	35.68	27.80	4.43	33.47	26.84	4.88	31.05	25.79	5.38						
	62 (16.7)	40.83	37.19	3.28	39.07	36.35	3.63	37.22	35.45	4.00	35.29	34.48	4.42	33.32	33.32	4.88	31.36	31.36	5.38						
	57 (13.9)	39.73	39.73	3.27	38.29	38.29	3.62	36.72	36.72	4.00	35.12	35.12	4.42	33.34	33.34	4.88	31.36	31.36	5.38						
	72 (22.2)	49.21	26.62	3.47	47.02	25.60	3.81	44.73	24.95	4.19	42.30	24.06	4.61	39.67	23.11	5.06	36.75	22.07	5.55						
1400	67 (19.4)	45.16	33.20	3.42	43.14	32.37	3.76	41.00	31.49	4.13	38.75	30.59	4.55	36.34	29.63	5.01	33.67	28.57	5.50						
	63 (17.2)††	42.22	32.16	3.38	40.31	31.31	3.72	38.28	30.42	4.09	36.17	29.51	4.51	33.89	28.53	4.97	31.40	27.47	5.46						
	62 (16.7)	41.69	39.75	3.37	39.91	38.85	3.71	38.02	38.02	4.09	36.34	36.34	4.51	34.45	34.45	4.98	32.33	32.33	5.48						
	57 (13.9)	41.25	41.25	3.37	39.72	39.72	3.71	38.08	38.08	4.09	36.34	36.34	4.51	34.45	34.45	4.98	32.33	32.33	5.48						
	72 (22.2)	49.75	27.70	3.56	47.50	26.88	3.90	45.14	26.02	4.27	42.64	25.12	4.69	39.94	24.16	5.14	36.95	23.10	5.63						
	67 (19.4)	45.69	34.99	3.50	43.61	34.15	3.84	41.42	33.28	4.22	39.12	32.36	4.63	36.65	31.38	5.09	33.93	30.29	5.58						
1575	63 (17.2)††	42.75	33.85	3.46	40.79	33.00	3.80	38.72	32.11	4.17	36.55	31.18	4.59	34.23	30.18	5.05	31.68	29.07	5.54						
	62 (16.7)	42.52	42.08	3.46	40.87	40.87	3.80	39.14	39.14	4.18	37.31	37.31	4.61	35.32	35.32	5.07	33.09	33.09	5.56						
	57 (13.9)	42.49	42.49	3.46	40.87	40.87	3.80	39.15	39.15	4.18	37.32	37.32	4.61	35.32	35.32	5.07	33.09	33.09	5.56						

24ABB342(A,W)30, 50, 60 Outdoor Section With 42 Indoor Section

COOLING INDOOR MODEL		CAPACITY		POWER	FURNACE MODEL	
		Total	Sens†		Total	Sens†
*CAP**4221A**	1.00	1.00	1.00	0.94	58MEB040-12	58MV(B,C)040-14
CAP**4224A**	1.00	1.00	0.94	0.94	58MEB060-12	58MV(B,C)060-14
CAP**4817A**	0.99	0.99	0.94	0.94	58MEB080-12	58MV(B,C)080-14
CAP**4821A**	1.01	1.01	0.94	0.94	58MEB060-12	58MV(B,C)060-14
CAP**4824A**	1.01	1.01	0.94	0.94	58MEB080-12	58MV(B,C)080-14
CNP**4818A**	1.01	1.01	0.94	0.94	58MEB060-12	58MV(B,C)060-14
CNP**4221A**	1.00	1.00	0.94	0.94	58MEB080-12	58MV(B,C)080-14
CNP**4821A**	1.01	1.01	0.94	0.94	58MEB060-12	58MV(B,C)060-14
CNP**4217A**	1.00	1.00	0.93	0.93	58MEB080-12	58PH*070-16
CNP**4221A**	1.00	1.00	0.94	0.94	58MEB060-12	58PH*070-16
CNP**4821A**	1.00	1.00	0.94	0.94	58MEB080-12	58PH*070-16
CNP**4821A**	1.01	1.01	0.94	0.94	58MEB060-12	58PH*070-16
CNP**4821A**	1.01	1.01	0.94	0.94	58MEB080-12	58PH*070-16
CNP**4821A**	1.01	1.01	0.94	0.94	58MEB060-12	58PH*070-16
CNP**4821A**	1.01	1.01	0.94	0.94	58MEB080-12	58PH*070-16
CNP**4821A**	1.01	1.01	0.94	0.94	58MEB060-12	58PH*070-16
CNP**4821A**	1.01	1.01	0.94	0.94	58MEB080-12	58PH*070-16
CNP**4821A**	1.01	1.01	0.94	0.94	58MEB060-12	58PH*070-16
CNP**4821A**	1.01	1.01	0.94	0.94	58MEB080-12	58PH*070-16
CNP**4821A**	1.01	1.01	0.94	0.94	58MEB060-12	58PH*070-16
CNP**4821A**	1.01	1.01	0.94	0.94	58MEB080-12	58PH*070-16
CNP**4821A**	1.01	1.01	0.94	0.94	58MEB060-12	58PH*070-16
CNP**4821A**	1.01	1.01	0.94	0.94	58MEB080-12	58PH*070-16
CNP**4821A**	1.01	1.01	0.94	0.94	58MEB060-12	58PH*070-16
CNP**4821A**	1.01	1.01	0.94	0.94	58MEB080-12	58PH*070-16
CNP**4821A**	1.01	1.01	0.94	0.94	58MEB060-12	58PH*070-16
CNP**4821A**	1.01	1.01	0.94	0.94	58MEB080-12	58PH*070-16
CNP**4821A**	1.01	1.01	0.94	0.94	58MEB060-12	58PH*070-16
CNP**4821A**	1.01	1.01	0.94	0.94	58MEB080-12	58PH*070-16
CNP**4821A**	1.01	1.01	0.94	0.94	58MEB060-12	58PH*070-16
CNP**4821A**	1.01	1.01	0.94	0.94	58MEB080-12	58PH*070-16
CNP**4821A**	1.01	1.01	0.94	0.94	58MEB060-12	58PH*070-16
CNP**4821A**	1.01	1.01	0.94	0.94	58MEB080-12	58PH*070-16
CNP**4821A**	1.01	1.01	0.94	0.94	58MEB060-12	58PH*070-16
CNP**4821A**	1.01	1.01	0.94	0.94	58MEB080-12	58PH*070-16
CNP**4821A**	1.01	1.01	0.94	0.94	58MEB060-12	58PH*070-16
CNP**4821A**	1.01	1.01	0.94	0.94	58MEB080-12	58PH*070-16
CNP**4821A**	1.01	1.01	0.94	0.94	58MEB060-12	58PH*070-16
CNP**4821A**	1.01	1.01	0.94	0.94	58MEB080-12	58PH*070-16
CNP**4821A**	1.01	1.01	0.94	0.94	58MEB060-12	58PH*070-16
CNP**4821A**	1.01	1.01	0.94	0.94	58MEB080-12	58PH*070-16
CNP**4821A**	1.01	1.01	0.94	0.94	58MEB060-12	58PH*070-16
CNP**4821A**	1.01	1.01	0.94	0.94	58MEB080-12	58PH*070-16
CNP**4821A**	1.01	1.01	0.94	0.94	58MEB060-12	58PH*070-16
CNP**4821A**	1.01	1.01	0.94	0.94	58MEB080-12	58PH*070-16
CNP**4821A**	1.01	1.01	0.94	0.94	58MEB060-12	58PH*070-16
CNP**4821A**	1.01	1.01	0.94	0.94	58MEB080-12	58PH*070-16
CNP**4821A**	1.01	1.01	0.94	0.94	58MEB060-12	58PH*070-16
CNP**4821A**	1.01	1.01	0.94	0.94	58MEB080-12	58PH*070-16
CNP**4821A**	1.01	1.01	0.94	0.94	58MEB060-12	58PH*070-16
CNP**4821A**	1.01	1.01	0.94	0.94	58MEB080-12	58PH*070-16
CNP**4821A**	1.01	1.01	0.94	0.94	58MEB060-12	58PH*070-16
CNP**4821A**	1.01	1.01	0.94	0.94	58MEB080-12	58PH*070-16
CNP**4821A**	1.01	1.01	0.94	0.94	58MEB060-12	58PH*070-16
CNP**4821A**	1.01	1.01	0.94	0.94	58MEB080-12	58PH*070-16
CNP**4821A**	1.01	1.01	0.94	0.94	58MEB060-12	58PH*070-16
CNP**4821A**	1.01	1.01	0.94	0.94	58MEB080-12	58PH*070-16
CNP**4821A**	1.01	1.01	0.94	0.94	58MEB060-12	58PH*070-16
CNP**4821A**	1.01	1.01	0.94	0.94	58MEB080-12	58PH*070-16
CNP**4821A**	1.01	1.01	0.94	0.94	58MEB060-12	58PH*070-16
CNP**4821A**	1.01	1.01	0.94	0.94	58MEB080-12	58PH*070-16
CNP**4821A**	1.01	1.01	0.94	0.94	58MEB060-12	58PH*070-16
CNP**4821A**	1.01	1.01	0.94	0.94	58MEB080-12	58PH*070-16
CNP**4821A**	1.01	1.01	0.94	0.94	58MEB060-12	58PH*070-16
CNP**4821A**	1.01	1.01	0.94	0.94	58MEB080-12	58PH*070-16
CNP**4821A**	1.01	1.01	0.94	0.94	58MEB060-12	58PH*070-16
CNP**4821A**	1.01	1.01	0.94	0.94	58MEB080-12	58PH*070-16
CNP**4821A**	1.01	1.01	0.94	0.94	58MEB060-12	58PH*070-16
CNP**4821A**	1.01	1.01	0.94	0.94	58MEB080-12	58PH*070-16
CNP**4821A**	1.01	1.01	0.94	0.94	58MEB060-12	58PH*070-16
CNP**4821A**	1.01	1.01	0.94	0.94	58MEB080-12	58PH*070-16
CNP**4821A**	1.01	1.01	0.94	0.94	58MEB060-12	58PH*070-16
CNP**4821A**	1.01	1.01	0.94	0.94	58MEB080-12	58PH*070-16
CNP**4821A**	1.01	1.01	0.94	0.94	58MEB060-12	58PH*070-16
CNP**4821A**	1.01	1.01	0.94	0.94	58MEB080-12	58PH*070-16
CNP**4821A**	1.01	1.01	0.94	0.94	58MEB060-12	58PH*070-16
CNP**4821A**	1.01	1.01	0.94	0.94	58MEB080-12	58PH*070-16
CNP**4821A**	1.01	1.01	0.94	0.94	58MEB060-12	58PH*070-16
CNP**4821A**	1.01	1.01	0.94	0.94	58MEB080-12	58PH*070-16
CNP**4821A**	1.01	1.01	0.94	0.94	58MEB060-12	58PH*070-16
CNP**4821A**	1.01	1.01	0.94	0.94	58MEB080-12	58PH*070-16
CNP**4821A**	1.01	1.01	0.94	0.94	58MEB060-12	58PH*070-16
CNP**4821A**	1.01	1.01	0.94	0.94	58MEB080-12	58PH*070-16
CNP**4821A**	1.01	1.01	0.94	0.94	58MEB060-12	58PH*070-16
CNP**4821A**	1.01	1.01	0.94	0.94	58MEB080-12	58PH*070-16
CNP**4821A**	1.01	1.01	0.94	0.94	58MEB060-12	58PH*070-16
CNP**4821A**	1.01	1.01	0.94	0.94	58MEB080-12	58PH*070-16
CNP**4821A**	1.01	1.01	0.94	0.94	58MEB060-12	58PH*070-16
CNP**4821A**	1.01	1.01	0.94	0.94	58MEB080-12	58PH*070-16
CNP**4821A**	1.01	1.01	0.94	0.94	58MEB060-12	58

DETAILED COOLING CAPACITIES# CONTINUED

EVAPORATOR AIR		CONDENSER ENTERING AIR TEMPERATURES ° F (° C)																	
CFM	EWB ° F (° C)	75 (23.9)			85 (29.4)			95 (35)			105 (40.6)			115 (46.1)			125 (51.7)		
		Capacity MBtuh		Total System KW**	Capacity MBtuh		Total System KW**	Capacity MBtuh		Total System KW**	Capacity MBtuh		Total System KW**	Capacity MBtuh		Total System KW**	Capacity MBtuh		Total System KW**
		Total	Sens†		Total	Sens†		Total	Sens†		Total	Sens†		Total	Sens†		Total	Sens†	
1400	72 (22.2)	54.48	26.42	3.32	52.18	25.62	3.67	49.73	24.77	4.05	47.13	23.89	4.48	44.34	22.96	41.30	21.95	4.94	37.58
	67 (19.4)	49.80	32.57	3.30	47.63	31.74	3.64	45.34	30.88	4.03	42.93	29.97	4.45	40.34	29.02	37.58	28.02	4.92	34.91
	63 (17.2)††	46.41	31.55	3.28	44.36	30.70	3.63	42.19	29.82	4.01	39.89	28.90	4.44	37.46	27.94	34.91	26.94	4.91	35.38
	62 (16.7)	45.58	38.68	3.28	43.61	37.81	3.62	41.55	36.89	4.01	39.45	39.21	4.43	37.47	37.47	35.38	35.38	4.91	35.38
	57 (13.9)	44.55	44.55	3.27	42.94	42.94	3.62	41.23	41.23	4.01	39.42	39.42	4.43	37.47	37.47	35.39	35.39	4.91	35.39
	72 (22.2)	55.34	27.67	3.40	52.95	26.66	3.75	50.42	26.01	4.13	47.73	25.12	4.56	44.84	24.17	41.69	23.15	5.02	37.41
1600	67 (19.4)	50.62	34.60	3.38	48.38	33.76	3.72	46.00	32.88	4.11	43.51	31.98	4.53	40.84	31.01	38.00	29.98	5.00	35.64
	63 (17.2)††	47.22	33.46	3.36	45.08	32.60	3.71	42.83	31.71	4.09	40.47	30.78	4.52	37.96	29.80	35.33	28.77	4.99	32.89
	62 (16.7)	46.58	41.27	3.36	44.23	44.23	3.70	42.74	42.74	4.09	40.82	40.82	4.52	38.75	36.75	36.51	36.51	4.99	36.52
	57 (13.9)	46.27	46.27	3.36	44.56	44.56	3.70	42.75	42.75	4.09	40.82	40.82	4.52	38.75	36.75	36.52	36.52	4.99	36.52
	72 (22.2)	55.96	28.85	3.48	53.51	28.03	3.83	50.90	27.17	4.21	48.15	26.28	4.64	45.18	25.32	41.94	24.28	5.10	38.30
	67 (19.4)	51.21	36.53	3.46	48.91	35.69	3.80	46.48	34.81	4.19	43.93	33.88	4.61	41.20	32.89	38.30	31.83	5.08	35.64
1800	63 (17.2)††	47.80	35.26	3.44	45.61	34.40	3.79	43.31	33.50	4.17	40.89	32.56	4.60	38.33	31.55	35.64	30.47	5.07	32.89
	62 (16.7)	47.66	47.66	3.44	45.87	45.87	3.79	43.97	43.97	4.17	41.94	41.94	4.60	39.77	39.77	37.41	37.41	5.07	37.41
	57 (13.9)	47.67	47.67	3.44	45.88	45.88	3.79	43.97	43.97	4.17	41.95	41.95	4.60	39.77	39.77	37.41	37.41	5.07	37.41

24ABB348(A,W)31, 51, 61, 11 Outdoor Section With CAP**4821A** Indoor Section

COOLING INDOOR MODEL		CAPACITY		POWER		FURNACE MODEL	
Model	Capacity	Power	Model	Capacity	Power	Model	Capacity
*CAP**4821A**	1.00	1.00	CSPH*4812A**	0.98	0.92	58CV(A,X)135-22	58MV(B,C)100-20
CAP**4817A**	0.98	0.98	CSPH*6012A**	1.00	0.92	58CV(A,X)135-22	58MV(B,C)100-20
CAP**4824A**	0.99	0.99	CAP**4824A**	0.98	0.90	58CV(A,X)155-22	58MV(B,C)100-20
CAP**6021A**	1.00	0.96	CAP**6024A**	1.00	0.90	58CV(A,X)155-22	58MV(B,C)100-20
CAP**6024A**	1.01	0.99	CNPH*4821A**	0.99	0.91	58CV(A,X)155-22	58MV(B,C)100-20
CNPH*4818A**	0.98	0.98	CNPH*6024A**	1.00	0.90	58CV(A,X)155-22	58MV(B,C)120-20
CNPH*4821A**	0.99	0.99	CNPV*6024A**	1.00	0.90	58CV(A,X)155-22	58MV(B,C)120-20
CNPV*6024A**	1.01	0.99	CNPV*4821A**	0.98	0.90	58CV(A,X)155-22	58MV(B,C)120-20
CNPV*4821A**	0.99	0.99	CSPH*4812A**	0.98	0.90	58CV(A,X)155-22	58MV(B,C)120-20
CNPV*4824A**	0.99	0.99	CSPH*4812A**	1.00	0.90	58CV(A,X)155-22	58MV(B,C)120-20
CNPV*6024A**	1.01	0.99	CSPH*6012A**	1.00	0.90	58MEB080-16	58MV(B,C)120-20
FE4ANB005	1.01	0.91	CAP**4821A**	0.98	0.92	58MEB080-16	58PH*090-16
FE4ANB006	1.01	0.91	CAP**4821A**	0.98	0.92	58MEB080-16	58PH*090-16
FV4BN(B,F)005	1.01	0.91	CAP**6021A**	0.98	0.90	58MEB100-20	58PH*090-16
FV4BN(B,F)006	1.01	0.91	CNPH*4821A**	0.98	0.92	58MEB100-20	58PH*090-16
FX4CN(B,F)048	1.00	0.92	CNPV*4821A**	0.98	0.90	58MEB100-20	58PH*090-16
FX4CN(B,F)060	1.03	0.95	CNPV*6024A**	0.98	0.90	58MEB100-20	58PH*090-16
FY4ANF048	0.99	0.97	CSPH*4812A**	0.98	0.92	58MEB100-20	58PH*110-20
CAP**4817A**	0.98	0.94	CSPH*6012A**	0.98	0.90	58MEB100-20	58PH*110-20
CNPH*4821A**	0.98	0.92	CAP**4824A**	0.98	0.92	58MEB120-20	58PH*110-20
CNPV*6024A**	1.00	0.94	CAP**6024A**	0.98	0.90	58MEB120-20	58PH*110-20
CSPH*4812A**	0.99	0.93	CNPH*4821A**	0.98	0.92	58MEB120-20	58PH*110-20
CSPH*6012A**	1.00	0.92	CNPV*4821A**	0.98	0.92	58MEB120-20	58PH*110-20
CAP**4821A**	0.98	0.92	CNPV*6024A**	0.98	0.90	58MEB120-20	58PH*110-20
CAP**6021A**	1.00	0.92	CSPH*4812A**	0.98	0.90	58MEB120-20	58PH*135-20
CNPH*4821A**	0.98	0.92	CSPH*4812A**	0.98	0.90	58MEB120-20	58PH*135-20
CNPV*6024A**	1.00	0.92	CAP**4821A**	0.98	0.90	58MEB120-20	58PH*135-20
CNPV*6024A**	1.00	0.92	CAP**6024A**	0.98	0.90	58MEB120-20	58PH*135-20
CNPV*4821A**	0.98	0.92	CNPH*4821A**	0.97	0.93	58MV(B,C)080-20	58PH*135-20
CNPV*4824A**	0.98	0.92	CNPV*4821A**	0.97	0.93	58MV(B,C)080-20	58PH*135-20
CNPV*6024A**	1.00	0.92	CNPV*4812A**	0.97	0.93	58MV(B,C)080-20	58PH*135-20
CNPV*4824A**	0.98	0.92	CAP**4821A**	0.98	0.96	58MV(B,C)100-20	58PH*135-20
CNPV*6024A**	1.00	0.92	CAP**6021A**	1.00	0.94	58MV(B,C)100-20	58PH*135-20

See notes on page 30

24ABB3

DETAILED COOLING CAPACITIES# CONTINUED

EVAPORATOR AIR		CONDENSER ENTERING AIR TEMPERATURES ° F (° C)																	
CFM	EWB ° F (° C)	75 (23.9)			85 (29.4)			95 (35)			105 (40.6)			115 (46.1)			125 (51.7)		
		Capacity MBTuh		Total System KW**	Capacity MBTuh		Total System KW**	Capacity MBTuh		Total System KW**	Capacity MBTuh		Total System KW**	Capacity MBTuh		Total System KW**	Capacity MBTuh		Total System KW**
		Total	Sens†	Total	Sens†	Total	Sens†	Total	Sens†	Total	Sens†	Total	Sens†	Total	Sens†	Total	Sens†	Total	
1750	72 (22.2)	68.71	34.82	4.37	65.76	33.74	4.81	62.59	32.60	5.30	59.21	31.39	5.84	55.54	30.09	6.42	51.41	28.66	7.05
	67 (19.4)	63.16	43.00	4.29	60.43	41.90	4.74	57.50	40.73	5.23	54.39	39.50	5.77	51.03	38.20	6.36	47.32	36.77	6.99
	63 (17.2)††	59.15	41.80	4.24	56.59	40.69	4.68	53.84	39.50	5.18	50.92	38.26	5.72	47.79	36.96	6.31	44.36	35.54	6.95
	62 (16.7)	58.14	51.13	4.23	55.65	49.99	4.67	53.01	48.77	5.16	50.27	47.45	5.71	47.55	47.55	6.31	44.70	44.70	6.96
	57 (13.9)	56.63	56.63	4.21	54.60	54.60	4.66	52.42	52.42	5.16	50.09	50.09	5.71	47.55	47.55	6.31	44.71	44.71	6.96
	72 (22.2)	69.71	36.45	4.48	66.67	35.37	4.92	63.38	34.20	5.41	59.88	32.98	5.95	56.07	31.67	6.53	51.80	30.21	7.15
2000	67 (19.4)	64.15	45.67	4.40	61.31	44.55	4.85	58.27	43.36	5.34	55.05	42.13	5.87	51.58	40.80	6.46	47.74	39.34	7.10
	63 (17.2)††	60.14	44.30	4.35	57.47	43.18	4.79	54.61	41.98	5.28	51.60	40.73	5.82	48.36	39.39	6.42	44.82	37.93	7.06
	62 (16.7)	59.33	54.75	4.34	56.80	53.54	4.78	54.23	54.23	5.28	51.77	51.77	5.83	49.05	49.05	6.42	45.99	45.99	7.07
	57 (13.9)	58.75	58.75	4.33	56.59	56.59	4.78	54.26	54.26	5.28	51.77	51.77	5.83	49.05	49.05	6.42	46.00	46.00	7.07
	72 (22.2)	70.44	37.99	4.59	67.31	36.90	5.03	63.93	35.73	5.52	60.33	34.49	6.05	56.41	33.16	6.63	52.03	31.69	7.25
	67 (19.4)	64.85	48.20	4.51	61.94	47.09	4.95	58.82	45.89	5.44	55.52	44.63	5.98	51.96	43.27	6.56	48.04	41.75	7.20
2250	63 (17.2)††	60.84	46.68	4.45	58.11	45.56	4.90	55.17	44.34	5.39	52.08	43.07	5.93	48.77	41.69	6.52	45.14	40.17	7.16
	62 (16.7)	60.44	60.44	4.45	58.18	58.18	4.90	55.72	55.72	5.40	53.10	53.10	5.94	50.23	50.23	6.54	48.99	48.99	7.18
	57 (13.9)	60.47	60.47	4.45	58.19	58.19	4.90	55.73	55.73	5.40	53.10	53.10	5.94	50.23	50.23	6.54	47.00	47.00	7.18

24ABB360(A,W)32, 51, 61, 11 Outdoor Section With CAP**6024A** Indoor Section

COOLING INDOOR MODEL	CAPACITY	POWER	FURNACE MODEL
CNPV*6024A**	0.98	0.97	58CV(A,X)135-22
CSPH*6012A**	0.98	0.97	58CV(A,X)135-22
CAP**6024A**	0.99	0.97	58CV(A,X)155-22
CNPV*6024A**	0.99	0.97	58CV(A,X)155-22
CSPH*6012A**	0.99	0.97	58CV(A,X)155-22
FE4NB006	0.96	0.97	58CV(A,X)155-22
FV4BNB006	1.00	0.98	58MEB100-20
FX4CN(B,F)060	1.00	0.98	58MEB100-20
CAP**6024A**	0.98	0.98	58MEB100-20
CNPV*6024A**	0.98	0.97	58CV(A,X)135-22

COOLING INDOOR MODEL	CAPACITY	POWER	FURNACE MODEL
CAP**6024A**	0.98	0.98	58MEB120-20
CNPV*6024A**	0.98	0.98	58MEB120-20
CNPV*6024A**	0.98	0.98	58MEB120-20
CSPH*6012A**	0.98	0.97	58MEB120-20
CAP**6024A**	0.98	0.97	58PH*110-20
CNPV*6024A**	0.98	0.97	58PH*110-20
CSPH*6012A**	0.98	0.97	58PH*110-20
CSPH*6012A**	0.98	0.97	58PH*135-20

See notes on page 30

* Tested combination.

† Total and sensible capacities are net capacities. Blower motor heat has been subtracted.

‡ Sensible capacities shown are based on 80°F (27°C) entering air at the indoor coil. For sensible capacities at other than 80°F (27°C), deduct 835 Btu/h (245 kW) per 1000 CFM (480 L/S) of indoor coil air for each degree below 80°F (27°C), or add 835 Btu/h (245 kW) per 1000 CFM (480 L/S) of indoor coil air per degree above 80°F (27°C).

Detailed cooling capacities are based on indoor and outdoor unit at the same elevation per ARI standard 210/240-2008. If additional tubing length and/or indoor unit is located above outdoor unit, a slight variation in capacity may occur.

** System kw is total of indoor and outdoor unit kilowatts.

†† At TVA rating indoor condition (75°F edb/63°F ewb). All other indoor air temperatures are at 80°F edb.

NOTE: When the required data falls between the published data, interpolation may be performed. Extrapolation is not an acceptable practice.

EWB — Entering Wet Bulb

NOTE: When the required data fall between the published data, interpolation may be performed. Extrapolation is not an acceptable practice.

CONDENSER ONLY RATINGS*

SST ° F (° C)		CONDENSER ENTERING AIR TEMPERATURES ° F (° C)							
		55 (12.78)	65 (18.33)	75 (23.89)	85 (29.44)	95 (35.0)	105 (40.56)	115 (46.11)	125 (51.67)
24ABB318(A,W)31									
30 (-1.11)	TCG	16.10	15.20	14.20	13.30	12.30	11.30	10.20	9.10
	SDT	70.80	80.40	89.90	99.50	109.10	118.80	128.60	138.50
	KW	0.83	0.95	1.09	1.24	1.40	1.57	1.76	1.95
35 (1.67)	TCG	17.70	16.70	15.70	14.70	13.70	12.60	11.50	10.30
	SDT	71.90	81.40	90.90	100.40	109.90	119.60	129.40	139.10
	KW	0.83	0.95	1.09	1.24	1.40	1.58	1.77	1.97
40 (4.44)	TCG	19.50	18.40	17.40	16.20	15.10	14.00	12.80	11.50
	SDT	73.00	82.50	91.90	101.30	110.80	120.40	130.10	139.70
	KW	0.83	0.95	1.09	1.23	1.40	1.58	1.77	1.98
45 (7.22)	TCG	21.30	20.20	19.00	17.90	16.70	15.40	14.20	12.80
	SDT	74.20	83.60	93.00	102.30	111.70	121.20	130.70	140.30
	KW	0.83	0.95	1.08	1.23	1.40	1.58	1.78	1.99
50 (10.0)	TCG	23.30	22.00	20.80	19.50	18.20	16.90	15.60	14.20
	SDT	75.40	84.80	94.10	103.40	112.60	122.00	131.40	140.90
	KW	0.82	0.95	1.08	1.23	1.40	1.58	1.78	1.99
55 (12.78)	TCG	25.20	23.90	22.50	21.20	19.80	18.50	17.00	15.50
	SDT	76.70	86.00	95.20	104.40	113.60	122.90	132.20	141.50
	KW	0.82	0.94	1.08	1.23	1.39	1.58	1.78	1.99
24ABB324(A,W)31									
30 (-1.11)	TCG	21.30	20.10	18.90	17.70	16.50	15.20	14.00	12.60
	SDT	73.00	82.40	91.80	101.20	110.60	120.20	129.80	139.40
	KW	1.06	1.21	1.37	1.56	1.77	1.99	2.24	2.51
35 (1.67)	TCG	23.40	22.10	20.90	19.60	18.20	16.90	15.50	14.10
	SDT	74.40	83.60	93.00	102.30	111.70	121.10	130.60	140.20
	KW	1.06	1.21	1.38	1.57	1.77	2.00	2.25	2.52
40 (4.44)	TCG	25.60	24.20	22.90	21.50	20.00	18.60	17.10	15.60
	SDT	75.80	85.00	94.20	103.50	112.70	122.10	131.50	140.90
	KW	1.07	1.22	1.39	1.58	1.78	2.01	2.26	2.53
45 (7.22)	TCG	27.90	26.40	24.90	23.40	21.90	20.40	18.80	17.10
	SDT	77.30	86.30	95.50	104.70	113.80	123.10	132.30	141.60
	KW	1.08	1.23	1.40	1.58	1.79	2.02	2.27	2.54
50 (10.0)	TCG	30.20	28.60	27.00	25.40	23.70	22.10	20.40	18.60
	SDT	78.80	87.80	96.80	105.90	114.90	124.10	133.30	142.40
	KW	1.09	1.24	1.40	1.59	1.80	2.03	2.28	2.55
55 (12.78)	TCG	32.60	30.80	29.10	27.30	25.60	23.90	22.10	20.20
	SDT	80.30	89.20	98.20	107.10	116.10	125.20	134.20	143.10
	KW	1.09	1.25	1.41	1.60	1.81	2.03	2.28	2.55
24ABB330(A,W)31, 51									
30 (-1.11)	TCG	25.40	24.00	22.60	21.10	19.60	18.00	16.40	14.60
	SDT	74.40	83.60	92.90	102.10	111.40	120.80	130.20	139.60
	KW	1.35	1.52	1.70	1.91	2.13	2.37	2.63	2.89
35 (1.67)	TCG	28.00	26.50	24.90	23.40	21.70	20.00	18.30	16.40
	SDT	75.90	85.00	94.20	103.40	112.60	121.90	131.20	140.50
	KW	1.35	1.52	1.71	1.92	2.15	2.39	2.65	2.92
40 (4.44)	TCG	30.70	29.10	27.40	25.70	24.00	22.20	20.30	18.40
	SDT	77.40	86.50	95.60	104.70	113.80	123.00	132.20	141.40
	KW	1.35	1.53	1.72	1.93	2.15	2.40	2.67	2.95
45 (7.22)	TCG	33.50	31.80	30.00	28.20	26.30	24.40	22.40	20.30
	SDT	79.00	88.00	97.00	106.10	115.10	124.20	133.30	142.30
	KW	1.36	1.53	1.72	1.93	2.16	2.42	2.69	2.97
50 (10.0)	TCG	36.50	34.60	32.70	30.70	28.70	26.70	24.60	22.30
	SDT	80.70	89.70	98.50	107.50	116.40	125.40	134.30	143.20
	KW	1.36	1.54	1.73	1.94	2.17	2.43	2.70	2.99
55 (12.78)	TCG	39.50	37.40	35.30	33.20	31.10	29.00	26.70	24.30
	SDT	82.40	91.30	100.10	108.90	117.80	126.60	135.40	144.20
	KW	1.37	1.54	1.74	1.95	2.18	2.44	2.71	3.00
24ABB336(A,W)31, 51, 61									
30 (-1.11)	TCG	30.30	28.80	27.20	25.50	23.80	22.00	20.00	18.00
	SDT	73.20	82.20	91.40	100.60	109.90	119.10	128.40	137.80
	KW	1.65	1.85	2.07	2.30	2.57	2.88	3.25	3.68
35 (1.67)	TCG	33.50	31.80	30.10	28.30	26.40	24.40	22.30	20.10
	SDT	74.80	83.80	92.80	102.00	111.10	120.30	129.50	138.70
	KW	1.66	1.87	2.08	2.32	2.59	2.90	3.26	3.69
40 (4.44)	TCG	37.00	35.10	33.20	31.20	29.20	27.00	24.80	22.40
	SDT	76.60	85.40	94.40	103.40	112.40	121.50	130.60	139.70
	KW	1.68	1.89	2.10	2.34	2.61	2.92	3.28	3.70
45 (7.22)	TCG	40.70	38.60	36.50	34.30	32.10	29.80	27.40	24.80
	SDT	78.50	87.20	96.00	104.90	113.80	122.80	131.80	140.80
	KW	1.70	1.91	2.13	2.37	2.63	2.94	3.30	3.72
50 (10.0)	TCG	44.60	42.30	40.00	37.70	35.30	32.80	30.20	27.40
	SDT	80.50	89.10	97.80	106.50	115.30	124.20	133.00	141.90
	KW	1.73	1.94	2.16	2.40	2.66	2.97	3.32	3.73
55 (12.78)	TCG	48.80	46.30	43.80	41.30	38.70	36.00	33.20	30.20
	SDT	82.60	91.10	99.60	108.20	116.90	125.60	134.30	143.00
	KW	1.77	1.97	2.19	2.43	2.70	3.00	3.35	3.76

24ABB3

See notes on page 32

CONDENSER ONLY RATINGS* CONTINUED

SST °F (°C)		CONDENSER ENTERING AIR TEMPERATURES °F (°C)							
		55 (12.78)	65 (18.33)	75 (23.89)	85 (29.44)	95 (35.0)	105 (40.56)	115 (46.11)	125 (51.67)
24ABB342(A,W)30, 50, 60									
30 (-1.11)	TCG	38.00	36.00	33.90	31.90	29.70	27.60	25.30	22.90
	SDT	73.20	82.30	91.40	100.60	109.80	119.10	128.40	137.70
	KW	1.95	2.20	2.48	2.80	3.14	3.53	3.95	4.41
35 (1.67)	TCG	41.90	39.70	37.40	35.10	32.80	30.50	28.00	25.50
	SDT	74.80	83.70	92.80	101.90	111.00	120.20	129.40	138.60
	KW	1.97	2.22	2.50	2.81	3.16	3.54	3.97	4.43
40 (4.44)	TCG	46.00	43.60	41.10	38.70	36.20	33.60	30.90	28.10
	SDT	76.40	85.20	94.20	103.20	112.20	121.30	130.40	139.50
	KW	1.98	2.23	2.52	2.83	3.18	3.56	3.98	4.44
45 (7.22)	TCG	50.30	47.70	45.10	42.40	39.60	36.80	33.90	30.90
	SDT	78.10	86.90	95.70	104.60	113.50	122.50	131.40	140.40
	KW	2.01	2.26	2.54	2.85	3.19	3.58	4.00	4.45
50 (10.0)	TCG	54.90	52.10	49.20	46.20	43.20	40.20	37.00	33.60
	SDT	80.00	88.60	97.20	106.00	114.80	123.70	132.50	141.30
	KW	2.03	2.28	2.56	2.87	3.21	3.60	4.01	4.47
55 (12.78)	TCG	59.70	56.60	53.40	50.20	46.90	43.50	40.10	36.40
	SDT	81.90	90.30	98.90	107.50	116.20	124.90	133.60	142.20
	KW	2.06	2.30	2.58	2.89	3.23	3.62	4.03	4.48
24ABB348(A,W)31, 51, 61, 11									
30 (-1.11)	TCG	41.10	38.90	36.70	34.40	32.10	29.70	27.20	24.50
	SDT	73.80	83.00	92.30	101.60	111.00	120.40	129.70	139.10
	KW	2.19	2.46	2.76	3.10	3.47	3.87	4.30	4.76
35 (1.67)	TCG	45.20	42.80	40.50	38.00	35.50	32.90	30.20	27.40
	SDT	75.30	84.40	93.70	102.90	112.20	121.50	130.80	140.00
	KW	2.22	2.49	2.79	3.13	3.50	3.90	4.34	4.81
40 (4.44)	TCG	49.60	47.10	44.50	41.90	39.20	36.40	33.50	30.40
	SDT	76.90	86.00	95.10	104.30	113.40	122.60	131.80	141.00
	KW	2.24	2.51	2.82	3.15	3.53	3.93	4.38	4.85
45 (7.22)	TCG	54.30	51.60	48.80	46.00	43.10	40.10	36.90	33.60
	SDT	78.50	87.50	96.60	105.70	114.70	123.80	132.90	142.00
	KW	2.27	2.54	2.85	3.19	3.56	3.97	4.41	4.89
50 (10.0)	TCG	59.30	56.40	53.40	50.30	47.10	43.90	40.50	36.90
	SDT	80.20	89.20	98.10	107.10	116.10	125.10	134.10	143.00
	KW	2.30	2.58	2.88	3.22	3.59	4.00	4.45	4.92
55 (12.78)	TCG	64.60	61.40	58.10	54.80	51.40	47.90	44.20	40.30
	SDT	82.10	91.00	99.80	108.70	117.50	126.40	135.20	144.00
	KW	2.34	2.61	2.92	3.25	3.63	4.04	4.48	4.96
24ABB360(A,W)32, 51, 61, 11									
30 (-1.11)	TCG	54.90	51.90	49.00	46.00	42.90	39.80	36.50	33.10
	SDT	77.60	86.40	95.30	104.20	113.20	122.20	131.20	140.20
	KW	2.73	3.07	3.45	3.88	4.34	4.85	5.41	6.01
35 (1.67)	TCG	60.30	57.10	53.90	50.70	47.30	43.90	40.30	36.50
	SDT	79.50	88.20	97.00	105.80	114.70	123.60	132.50	141.30
	KW	2.79	3.13	3.51	3.94	4.40	4.92	5.48	6.08
40 (4.44)	TCG	66.00	62.60	59.10	55.50	51.90	48.20	44.30	40.10
	SDT	81.60	90.20	98.80	107.50	116.30	125.00	133.80	142.50
	KW	2.86	3.20	3.58	4.00	4.47	4.98	5.54	6.15
45 (7.22)	TCG	72.10	68.30	64.50	60.70	56.70	52.60	48.40	43.80
	SDT	83.80	92.20	100.70	109.30	117.90	126.50	135.10	143.60
	KW	2.93	3.27	3.65	4.08	4.54	5.06	5.61	6.21
50 (10.0)	TCG	78.50	74.40	70.20	66.00	61.60	57.20	52.50	47.50
	SDT	86.10	94.40	102.70	111.20	119.60	128.10	136.50	144.80
	KW	3.01	3.35	3.73	4.15	4.62	5.13	5.68	6.27
55 (12.78)	TCG	85.10	80.60	76.10	71.40	66.70	61.80	56.70	51.20
	SDT	88.60	96.60	104.80	113.10	121.40	129.70	137.90	146.00
	KW	3.09	3.44	3.81	4.24	4.70	5.21	5.75	6.34

* ARI listing applies only to systems shown in Combination Ratings table.

KW – Outdoor Unit Kilowatts Only.

SDT – Saturated Temperature Leaving Compressor (°F/°C)

SST – Saturated Temperature Entering Compressor (°F/°C)

TCG – Gross Cooling Capacity (1000 Btuh)

24ABB3

GUIDE SPECIFICATIONS

GENERAL

System Description

Outdoor-mounted, air-cooled, split-system air conditioner unit suitable for ground or rooftop installation. Unit consists of a hermetic compressor, an air-cooled coil, propeller-type condenser fan, and a control box. Unit will discharge supply air upward as shown on contract drawings. Unit will be used in a refrigeration circuit to match up to a packaged fan coil or coil unit.

Quality Assurance

- Unit will be rated in accordance with the latest edition of AHRI Standard 210.
- Unit will be certified for capacity and efficiency, and listed in the latest AHRI directory.
- Unit construction will comply with latest edition of ANSI/ASHRAE and with NEC.
- Unit will be constructed in accordance with UL standards and will carry the UL label of approval. Unit will have c-UL-us approval.
- Unit cabinet will be capable of withstanding Federal Test Method Standard No. 141 (Method 6061) 500-hr salt spray test.
- Air-cooled condenser coils will be leak tested at 150 psig and pressure tested at 450 psig.
- Unit constructed in ISO9001 approved facility.

Delivery, Storage, and Handling

- Unit will be shipped as single package only and is stored and handled per unit manufacturer's recommendations.

Warranty (for inclusion by specifying engineer)

- U.S. and Canada only.

PRODUCTS

Equipment

Factory assembled, single piece, air-cooled air conditioner unit. Contained within the unit enclosure is all factory wiring, piping, controls, compressor, refrigerant charge Puron® (R-410A), and special features required prior to field start-up.

Unit Cabinet

- Unit cabinet will be constructed of galvanized steel, bonderized, and coated with a powder coat paint.
- 3 phase equipment available with dense grille only.
- Single phase equipment available with wide (W) or dense (A) grille option.

AIR-COOLED, SPLIT-SYSTEM AIR CONDITIONER

24ABB3

1-1/2 TO 5 NOMINAL TONS

Fans

- Condenser fan will be direct-drive propeller type, discharging air upward.
- Condenser fan motors will be totally enclosed, 1-phase type with class B insulation and permanently lubricated bearings. Shafts will be corrosion resistant.
- Fan blades will be statically and dynamically balanced.
- Condenser fan openings will be equipped with coated steel wire safety guards.

Compressor

- Compressor will be hermetically sealed.
- Compressor will be mounted on rubber vibration isolators.

Condenser Coil

- Condenser coil will be air cooled.
- Coil will be constructed of aluminum fins mechanically bonded to copper tubes which are then cleaned, dehydrated, and sealed.

Refrigeration Components

- Refrigeration circuit components will include liquid-line shutoff valve with sweat connections, vapor-line shutoff valve with sweat connections, system charge of Puron® (R-410A) refrigerant, and compressor oil.
- Unit will be equipped with high-pressure switch, low pressure switch and filter drier for Puron refrigerant.

Operating Characteristics

- The capacity of the unit will meet or exceed _____ Btuh at a suction temperature of _____ °F/°C. The power consumption at full load will not exceed _____ kW.
- Combination of the unit and the evaporator or fan coil unit will have a total net cooling capacity of _____ Btuh or greater at conditions of _____ CFM entering air temperature at the evaporator at _____ °F/°C wet bulb and _____ °F/°C dry bulb, and air entering the unit at _____ °F/°C.
- The system will have a SEER of _____ Btuh/watt or greater at DOE conditions.

Electrical Requirements

- Nominal unit electrical characteristics will be _____ v, single phase, 60 hz. The unit will be capable of satisfactory operation within voltage limits of _____ v to _____ v.
- Nominal unit electrical characteristics will be _____ v, three phase, 60 hz. The unit will be capable of satisfactory operation within voltage limits of _____ v to _____ v.
- Unit electrical power will be single point connection.
- Control circuit will be 24v.

Special Features

- Refer to section of this literature identifying accessories and descriptions for specific features and available enhancements.

24ABB3

SYSTEM DESIGN SUMMARY

1. Intended for outdoor installation with free air inlet and outlet. Outdoor fan external static pressure available is less than 0.01-in. wc.
2. Minimum outdoor operating air temperature without low-ambient operation accessory is 55°F (12.8°C).
3. Maximum outdoor operating air temperature is 125°F (51.7°C).
4. For reliable operation, unit should be level in all horizontal planes.
5. For interconnecting refrigerant tube lengths greater than 80 ft (23.4 m) and/or 35 ft (10.7 m) vertical differential, consult Residential Piping and Longline Guideline and Service Manual available from equipment distributor.
6. If any refrigerant tubing is buried, provide a 6 in. (152.4 mm) vertical rise to the valve connections at the unit. Refrigerant tubing lengths up to 36 in. (914.4 mm) may be buried without further consideration. Do not bury refrigerant lines longer than 36 in. (914.4 mm).
7. Use only copper wire for electric connection at unit. Aluminum and clad aluminum are not acceptable for the type of connector provided.
8. Do not apply capillary tube indoor coils to these units.
9. Factory-supplied filter drier must be installed.

24ABB3