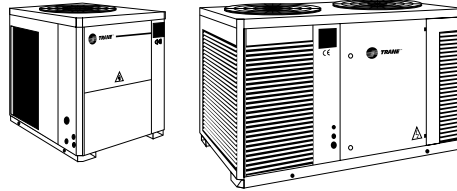


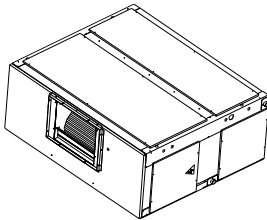
Air-cooled split systems

Air-cooled
condensing units

TTA/TWA

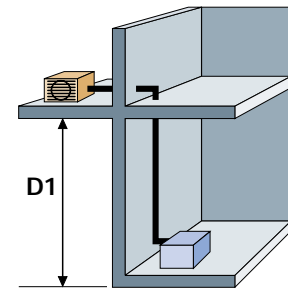
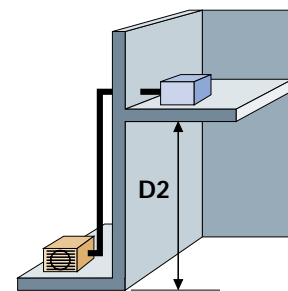
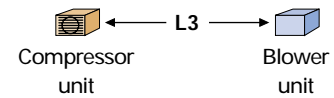


Blower units



Outdoor unit	Max. length (m)		Max. level difference (m)		Line diameter (inches)	
	L3	D2	D1	Gas	Liquid	
TTA 075	40	14	24	1 ¹ / ₈	1/2	
	40	18	24	1 ¹ / ₈	5/8	
TTA 090	40	14	24	1 ¹ / ₈	1/2	
	40	18	24	1 ¹ / ₈	5/8	
TTA 100	24	10	24	1 ³ / ₈	1/2	
	40	18	24	1 ³ / ₈	5/8	
TTA 120	18	10	18	1 ³ / ₈	1/2	
	40	18	24	1 ³ / ₈	5/8	
TTA 125	18	10	18	1 ³ / ₈	1/2	
	40	18	24	1 ³ / ₈	5/8	
TTA 150	40	14	24	1 ¹ / ₈	1/2	
	40	18	24	1 ¹ / ₈	5/8	
TTA 155	24	10	24	1 ³ / ₈	1/2	
	40	18	24	1 ³ / ₈	5/8	
TTA 180	24	10	24	1 ³ / ₈	1/2	
	40	18	24	1 ³ / ₈	5/8	
TTA 200	24	10	24	1 ³ / ₈	1/2	
	40	18	24	1 ³ / ₈	5/8	
TTA 240	18	10	18	1 ³ / ₈	1/2	
	40	18	24	1 ³ / ₈	5/8	
TWA 075	40	14	10	1 ¹ / ₈	1/2	
	40	18	18	1 ¹ / ₈	5/8	
TWA 090	40	14	10	1 ¹ / ₈	1/2	
	40	18	18	1 ¹ / ₈	5/8	
TWA 100	24	10	10	1 ³ / ₈	1/2	
	40	18	18	1 ³ / ₈	5/8	
TWA 120	18	10	10	1 ³ / ₈	1/2	
	40	18	18	1 ³ / ₈	5/8	
TWA 150	40	14	10	1 ¹ / ₈	1/2	
	40	18	18	1 ¹ / ₈	5/8	
TWA 155	24	10	10	1 ³ / ₈	1/2	
	40	18	18	1 ³ / ₈	5/8	
TWA 180	24	10	10	1 ³ / ₈	1/2	
	40	18	18	1 ³ / ₈	5/8	
TWA 200	24	10	10	1 ³ / ₈	1/2	
	40	18	18	1 ³ / ₈	5/8	
TWA 240	18	10	10	1 ³ / ₈	1/2	
	40	18	18	1 ³ / ₈	5/8	

Maximum
line lengths
and diameters





SPLIT SYSTEMS

7.5 - 20 TR



Large capacity indoor and outdoor units.

For use within the retail, service, office warehouse and industrial sectors. For buildings from 200 to 2000m².

The air distribution can be carried out directly via the indoor unit or from a distance via a network of ducts.

The solutions vary depending on :

- the space available for the indoor unit : horizontal cabinet, vertical cabinet or ceiling installation,*
- the space available for the outdoor unit : floor installation, installation at a height or in an indoor space.*



TTA/TWA 075 - 120

FOR WHOM? FOR WHAT?

Light commercial applications (supermarkets, offices, warehouses...)

Flexibility of our blower units

Scroll technology on our axial fan condensing units

Flexibility of installation



TWE 150 - 240

TRANE'S ADVICE

Ideal units for existing duct networks thanks to its flexibility on airflow and static pressure.

Perfect alternative when you can not have a roof application

LIGHT COMMERCIAL RANGE